

# NEW FORMENTOR



CUPRA

# INDEX

06



## BEAUTY

EXTERIOR STYLING  
INTERIOR STYLING  
COLOURS  
WHEELS  
INTERIOR AMBIENTS

## POWER

POWER EFFICIENCY



24

30



## INNOVATION

CUPRA CONNECT  
TECHNOLOGY  
SAFETY  
UPGRADES  
TRIBE EDITION

## LEISURE

ACCESSORIES  
CUPRA CARE  
ENVIRONMENTAL



44

52



## TECHNICALS

EQUIPMENT  
ACCESSORIES  
ENGINE SPECS





ARE YOU OBSESSED WITH PUSHING LIMITS? SO ARE WE.

WE THRIVE ON DRIVING THE TOUGHEST ROADS, WHERE OTHERS HESITATE TO VENTURE. DISTANCE DOESN'T INTIMIDATE US—IT PROPELS US. CONSTANTLY ADVANCING, WE EMBRACE ONE UNWAVERING TRUTH: IT IS OUR PASSION FOR THE UNKNOWN THAT DRIVES US FORWARD.

DIVE INTO THE ELECTRIFYING ESSENCE OF CUPRA FORMENTOR, WHERE EVERY MILE IS A STATEMENT OF OUR CONSTANT PURSUIT TO REDEFINE THE WAY OF DRIVING.







# BEAUTY

Beauty is not merely observed; it's felt. It manifests as elegance amidst the fury of high winds, as boldness in moments of risk, or as grace in persevering with a smile when strength fails. We don't know much about beauty, but we understand it stretches beyond the skin. It resonates in the roar of an engine or in the delicate precision of a butterfly alighting on a finger.

While beauty remains elusive, we embrace the journey. Fastening the seatbelt, igniting the engine, we drive forward, aware that regardless of the path taken, beauty is all around us.



Our global range of cars and product specifications varies from country to country. Please, visit your local CUPRA website to know more about the product offer available for you.





# EXTERIOR STYLING

## BOLD FRONT EVOLUTION

Discover the Formentor's transformed facade: a redesigned front bumper, boldly integrating the logo with redesigned fog lamps, crafting a statement of audacious style and improved aerodynamics.



## ILLUMINATING ELEGANCE

The Formentor's rear captivates with an integrated, illuminated logo set within 3D infinite light, crafted with mesmerising LED technology for an iconic signature.







# INTERIOR STYLING

## A TECH SYMPHONY

The brand-new Formentor dashboard features a 12.9" infotainment screen with a backlit slider, merging a sizeable display, advanced operating system and atmospheric lighting for a captivating experience.



## ELEGANCE AT THE HEART

The Formentor's central console redefines sophistication with a padded console, embroidered stitches, and parametric mouldings, blending futuristic aesthetics with sporty dynamism.



## YOUR PRESTIGIOUS AURA

Formentor's ambient light system, with strategically placed LEDs, crafts a customizable, soothing glow, enhancing the dashboard, door panels, and interior for an immersive and inspiring experience.





# COLOURS

BEAUTY

→  
CENTURY BRONZE MATT<sup>4</sup>  
VZ VZ5



→  
MANGANESE MATT<sup>4</sup>  
F VZ



→  
MAGNETIC TECH MATT<sup>4</sup>  
F VZ VZ5



←  
ENCELADUS GREY MATT<sup>4</sup>  
VZ VZ5

←  
DARK VOID<sup>3</sup>  
F VZ VZ5



- Formentor **F**
- Formentor VZ **VZ**
- Formentor VZ5 **VZ5**
- Standard **■**
- Optional **■**
- \*Only for Tribe Edition

- <sup>1</sup> Soft
- <sup>2</sup> Metallic
- <sup>3</sup> Special Metallic
- <sup>4</sup> Matt

Our global range of cars and product specifications varies from country to country. Please, visit your local CUPRA website to know more about the product offer available for you.





**GRAPHENE GREY<sup>3</sup>**  
F VZ



**GLACIAL WHITE<sup>2</sup>**  
F VZ



**MAGNETIC TECH<sup>2</sup>**  
F VZ



**MIDNIGHT BLACK<sup>2</sup>**  
VZ5 F VZ



**FIORD BLUE<sup>1</sup>**  
F VZ



- F** Formentor
- VZ** Formentor VZ
- VZ5** Formentor VZ5
- Standard
- Optional

<sup>1</sup> Soft

<sup>2</sup> Metallic

<sup>3</sup> Special Metallic

<sup>4</sup> Matt





# WHEELS

→  
20" VZ5  
VZ5



→  
19" HAILSTORM  
VZ



→  
19" HAILSTORM COPPER  
VZ



←  
20" VZ5 BLACK  
VZ5



←  
19" TRIBE EDITION  
F VZ

Formentor F  
Formentor VZ VZ  
Formentor VZ5 VZ5  
Standard  
Optional



→  
19" SANDSTORM  
VZ F



→  
19" ARTIC COPPER  
F VZ



→  
19" SANDSTORM COPPER  
F VZ



→  
18" SONORA  
F



←  
19" ARTIC  
F VZ



←  
18" TEMPEST  
F








# INTERIOR AMBIENTS



**EXTREME  
CUP BUCKET SEATS**  
VZ



**PROGRESSIVE DESIGN  
BUCKET SEATS**  
F VZ



**TRIBE EDITION  
3D KNIITING SEATS**  
F VZ





# INTERIOR AMBIENTS



DYNAMIC DESIGN  
BUCKET SEATS

VZ VZ5 F



SHARP

F



- F Formentor
- VZ Formentor VZ
- VZ5 Formentor VZ5
- Standard
- Optional

Our global range of cars and product specifications varies from country to country. Please, visit your local CUPRA website to know more about the product offer available for you.





# POWER

In existence, when all else fades away, power sometimes emerges as your only friend; transcending limits, infusing you with velocity, insight and purpose. Its presence clears your path, as others yield to your unexpected force.

Embrace power with firm conviction. It is your birthright, yours to wield, yours to deploy. CUPRA Formentor is about embodying it at every turn, every shift, every drive. Because the essence of taking a journey boldly is not to lose heart, but to harness and celebrate the raw, pure beauty of your own power.

Our global range of cars and product specifications varies from country to country. Please, visit your local CUPRA website to know more about the product offer available for you.





# POWERING EFFICIENCY

Discover the flexibility of CUPRA's innovative charging solutions, created for both public and home use. With the My CUPRA app, you hold the power to manage your charging remotely, right from your palm.

## PRIORITIZE FREEDOM

Experience the Formentor e-HYBRID's astonishing 272hp and >100km electric range, marrying swift charging with a seamless petrol transition and embodying unrestricted driving freedom.



### PUBLIC CHARGING ACCESSIBILITY

Recharge your Formentor easily with a growing network of charging stations in city centres, suburbs and beyond. Using the My CUPRA app, you can effortlessly control remote charging, stay informed with real-time insights and authorize public chargers whenever you need.

### HOME CHARGING SOLUTIONS

Enjoy convenience with CUPRA's home charging solutions via the My CUPRA app. Remotely manage your charging, oversee your home charger and be always ready to go.

### CUPRA CHARGER 2

The CUPRA Charger Connect 2 ensures your Formentor is powered swiftly and safely, covering the maximum charging capacity of your CUPRA up to 11 kW AC\*, without overloading your home's electrical system thanks to our chargers advanced technology.

\* The Charger is able to reach powers of up to 22 kW covering the maximum charging power of your CUPRA.





## AN ICON, REIMAGINED

Unmatched in singularity, this creation seamlessly merges advanced technology with precision. The result is a vehicle that pushes the boundaries of performance and design—making the CUPRA Formentor VZ5, the brand's most powerful in the brand's lineup.



## 20" DESIGN IN COPPER & BLACK

Far from conventional, the bold exterior of the CUPRA Formentor VZ5 showcases a daring aesthetic—highlighted by the engraved VZ5 logo, wider wheel arches, a striking 20" design, and the refined rear bumper and diffuser, to add character, depth and presence on the road.



## ELEVATED PERFORMANCE

The Copper Diagonal exhaust pipes and the new VZ5 sign give an even stronger impression to this edition—elevating both performance and visual appeal. With this distinctive look, the CUPRA Formentor VZ5 stands as a symbol of the brand's rebellious spirit and engineering prowess.







# INNOVATION

If the world perceives one reality and you discern another, you might be on the path to innovation. This distinction marks your essence. Having the tenacity to embrace change is for the best. This isn't a burden; it's your gift. You're not merely expressing a desire to be different; you're signaling to your future self that conformity has no hold on you. Rejecting the mundane, you commit to excellence.

Your right to pursue innovation is non-negotiable. Go ahead and claim it.





# CUPRA CONNECT

Welcome advanced navigation and content as you drive, along with added security and a remote connection to your CUPRA Formentor via My CUPRA app.

## INFOTAINMENT BEYOND IMAGINATION

Dive into a world of communication with the navigation system — a 12.9" portal to immersive entertainment, bespoke digital and the comfort of easily finding and paying for parking from your own car with Park & Pay\*.

## TAKING CONTROL WITH MY CUPRA APP

Experience the power of easy access with the My CUPRA app — where remote features meets modern-day mobility, giving you full control in the palm of your hand.



## RELIABLE ROADSIDE ASSISTANCE

Help is always available with CONNECT online services — offering you immediate support and accurate location services.

## EASY NAVIGATION

Navigate with confidence: Up-to-date traffic alerts and easy-to-find parking, petrol and charging points ensure seamless travel and peace of mind.





# TECHNOLOGY



## INTELLIGENT ILUMINATORY VISION

Travel with confidence under CUPRA Matrix LED vigilant gaze, which intelligently blanks out high beams to prevent dazzling others while enhancing road visibility. This ensures a brilliantly clear and welcoming path with every journey you embark upon in your CUPRA.



## FAST-CHARGING CONNECTIVITY BOX

Experience up to 15W of rapid wireless charging power, all enhanced with innovative refrigeration technology to keep your device cool. It's not just about speed; it's about maintaining performance in style, ensuring your journeys are as efficient as your connectivity.



## ALL-IN-ONE STEERING WHEEL

Command the Formentor with the CUPRA Steering Wheel with Satellites, blending relaxation with the thrill of choice between manual flair and automatic ease. Our satellite buttons allow you to access a full range of driving functions without lifting a hand from the wheel.



## SENNHEISER™ IMMERSION

Indulge in Sennheiser™ Speakers' full immersion, where 11 perfectly placed speakers and a 390W subwoofer immerse you in a sound so transportive it turns every drive into an emotionally charged, adrenaline-pumping journey. The sound signature is tailored to your CUPRA's shape, so you get a consistent listening experience no matter where you ride.







# SAFETY




## ADAPTIVE CRUISE CONTROL PREDICTIVE

Ensure your security today with Predictive ACC, utilizing real-time data and analytics to adjust your velocity for curves, crossings, and speed transitions ahead.



## SIDE ASSIST & EXIT ASSIST

Revolutionize your lane changes and exits with Side Assist, providing vigilant blind-spot monitoring and timely warnings for rear-approaching vehicles.




## PRE-CRASH

Step into a haven of safety where the Pre-Crash System preemptively tightens seatbelts and secures windows, ensuring your security is top priority.



## TRAFFIC SIGN RECOGNITION

Navigate with certainty as the Dynamic Road Sign Display feeds real-time traffic updates directly to your cockpit, enhancing your awareness and safety.



## LANE ASSIST PLUS

Drive with an added sense of security, knowing Lane Assist Plus is your co-pilot, alerting you to unintended lane shifts and keeping your journey on track.





# UPGRADES



## EDGE

The EDGE upgrade includes Keyless Advanced, Anti-theft Alarm, Virtual Pedal, Ambient wraparound lighting, and a Rear View Camera for greater convenience.



## IMMERSIVE BY SENNHEISER™

Revel in the Immersive sound by Sennheiser™, with a rich network of 11 speakers, central sound, and deep bass from the subwoofer.



## SKYLINE

Skyline invites the heavens inside with its expansive Panorama Electric Sunroof, broadening your world view with the press of a single button, and connecting you to the surrounding landscape.







## INTELLIGENT DRIVE\*

You can safeguard your drive with advanced features like Adaptive Cruise Control and proactive assistance through CUPRA Intelligent Drive. This includes cutting-edge safety systems such as the Top View Camera and Intelligent Park Assist to facilitate parking. Additional integrated functions, like the Pre-Crash Front & Rear systems, prepare your vehicle for driver assistance in an instant — delivering a drive that's as secure as it is intelligent.



## EXTREME

The EXTREME upgrade is the epitome of peak performance. Exclusive to this upgrade are CUP bucket seats, precisely accented with interior mouldings in dark chrome, and high-performance brakes. Advanced CUPRA Matrix LED lights illuminate your path, while a state-of-the-art Sennheiser™ sound system encapsulates the driving experience. Additionally, the EXTREME upgrade includes the Intelligent Drive upgrade. The EXTREME upgrade is the ultimate choice for those who demand the exhilarating performance and a semi-autonomous driving experience.



## CUPRA FORMENTOR BLACK EDITION

This revolutionary design now takes driving passion to a whole new level with this new Black Edition. Embrace your dark side with the perfect blend of performance and style.



## PURE PERFORMANCE

Pure Performance ignites with CUPRA Matrix LED headlights, featuring signature lighting and clever design for a vivid, emotional drive.



\*Intelligent Parking Assist and Top View Camera will be available from mid-September.

Our global range of cars and product specifications varies from country to country. Please, visit your local CUPRA website to know more about the product offer available for you.





# TRIBE EDITION

## THE ICON, REDEFINED THROUGH DESIGN

This special edition is crafted for the CUPRA Tribe—bold, daring, and designed to challenge the ordinary. Keep pushing limits in unconventional Manganese Matt, with Sulfur hints and exterior Penumbra Black accents, Dark Chrome logos, and interior mouldings in Forged Grey—evoking the CUPRA DNA you know and love.



## FORWARD THINKING DESIGN

The new Tribe Edition of the Formentor is purposefully crafted to enhance its performance design powered by seats made with 100% recycled material in the central area of the front and rear seats. Crafted with the 3D Knitting technology to create material in its three-dimensional form, which adds a more sustainable approach eliminating the need for cutting and sewing, resulting in zero material waste.



## POWERFUL AND RESPECTFUL DESIGN

This iteration is designed with the planet in mind—Featuring alloy wheels crafted from 20% recycled alu and aluminium roof rails with a 40% content of recycled material, along with interior components made from 30% recycled plastics and using Sulfur Green paint by Mankiewicz – formulated with 15% bio-based paint– in the console trim area and inner frame diffusers. Because we are committed to our planet, combining aesthetics with performance.







# LEISURE

Leisure in the world of CUPRA Formentor is not just a pastime; it's a lifestyle that transcends the ordinary, where experiences become adventures of a lifetime. This is a realm where passion is currency, and the enjoyment is the ultimate pursuit.

Take this journey seriously. Every second is an opportunity to engage with life more deeply and create unforgettable memories.





# ACCESSORIES



## FRONT & REAR MUDFLAPS

Add an extra protection to your adventures. The front and rear mudflaps keep the dirt and the debris away from your Formentor.



## FORMENTOR'S SKI RACK XTENDER

Easily load and unload your ski gear. It has simple push buttons and safe, scratch-free grips. Extra clearance for tall bindings and a One-Key lock system are included.



## SEMI-RIGID BOOT TRAY

The perfect match for your Formentor's luggage compartment. This flexible plastic tray is specifically adapted to its dimensions.



## TRAILS AWAIT: CUPRA BIKE RACK

Embrace freedom with the CUPRA Bike Rack, an effortless attachment that secures your bike, paving the way for untamed explorations.







# CUPRA CARE, INTEGRATED COVERAGE FOR YOUR PROTECTION

Taking care for your CUPRA to the next level with a plan designed to suit a car as unique as yours. It offers cost advantage since different products are combined in a single package and exclusive services developed specifically for the CUPRA Customer.

## SERVICE AND MAINTENANCE PACKAGES

Covering all routine car servicing and inspections recommend by the official CUPRA manufacturers. This usually includes oil change services and filters required to be replaced, based on age and mileage.

## WARRANTY EXTENSION

Elevate your 2-year CUPRA warranty by up to 3 additional years or 150.000 km, whichever occurs first. Newly bought vehicles enjoy this warranty boost upfront, guaranteeing your driving pleasure from day one.



## CUPRA MOBILITY SERVICES

Get 24-hour roadside assistance for a decade, covering EU and select nearby areas, with a 2-year complimentary service from the moment you own a CUPRA.

## PRIORITISE SAFETY

CUPRA Insurance provides all-year-round protection. We offer a fast recovery by providing 24-hour customer service and genuine workshop repairs. Are you affected by vandalism or theft? We'll provide a courtesy car, ensuring uninterrupted CUPRA time.



The CUPRA Formentor PA has received Euro NCAP's highest safety rating: 5 stars.

Our global range of cars and product specifications varies from country to country. Please, visit your local CUPRA website to know more about the product offer available for you.





# ENVIRONMENTAL INFORMATION

## LIGHTS

Headlamps and rear lamps are 100% LED, increasing life service by up to 10 times. For headlamps, power consumption is significantly reduced at least 30%, and the luminous flux effectiveness is increased at least 30% in comparison to a halogen lamp.

## RECYCLED MATERIALS

Seat bucket (no leather) configuration: In its central area contains microfiber Dinamica® with 73% of recycled polyester (pre-consumer and post-consumer origin).

Seat cupbucket configuration: In its central area contains microfiber Dinamica® with 73% of recycled polyester (pre-consumer and post-consumer origin).

Carpets contain a minimum of 40% recycled nylon ECONYL® yarn (nylon from discarded fishing nets and textile fibres from old carpets).

## ENGINES

e-HYBRID: The all-electric motor in the e-HYBRID engine enables zero emission driving in electric mode.

Diesel: 2.0l Diesel engines allow the use of R100 fuel. R100 is made from 100% renewable raw material (Hydrotreated Vegetable Oil, HVO), achieving a reduction of up to 90% in CO<sub>2</sub> emissions during its production, compared to a conventional fuel.

## MANUFACTURING PROCESS

During the period from 2010 to 2024 we reduced the CO<sub>2</sub> emissions per manufactured car by 74.8%, whilst also cutting the energy demand per car by 37.4%. Additionally, we've achieved a 54.8% saving in water consumption and a 78.1% reduction in waste generated per car.

## ZERO EMISSIONS

An indicator that shows the distance driver with zero emissions using electric-only mode.

## E-RANGE MONITOR

Informs the driver of the increase in range of electric-only engine when combustion-only is off.



## TRIBE EDITION

### RECYCLED MATERIALS

Plastic components for both the exterior and interior of the cabin, containing at least 30% recycled material, including parts like bumper components and interior linings.

Aluminium rims containing 20% recycled material.

The fabrics in the central part of the front and rear seats are made using 3DKnitting technology and contain 100% recycled material.

3DKnitting technology achieves a 100% waste reduction, by using exactly the amount of material needed for each production.

### BIO-BASED MATERIALS

Console trim area and inner frame air diffusers are painted with the new paint Sulfur Green by Mankiewicz. This paint introduces a new, innovative colour in the interior of the vehicle and is formulated with 15% of bio-based material.

SEAT S.A.'s environmental mission.  
Protect Climate. Conserve Resources. Preserve Ecosystems. Ensure Environmental Compliance.

Our global range of cars and product specifications varies from country to country. Please, visit your local CUPRA website to know more about the product offer available for you.





# TECHNICALS

Immerse yourself in the essence of precision engineering with the CUPRA Formentor technical specifications, where every technical detail testifies to our commitment to excellence. Savour the meticulous statistics that define our vehicles: fuel consumption that marries efficiency with power, and transmission systems designed for seamless engagement with the road.





# STANDARD & OPTIONAL EQUIPMENT

- ▼ Standard
- ▽ Optional
- Not available

## SAFETY

|  | FORMENTOR | FORMENTOR VZ | FORMENTOR VZ5 |
|--|-----------|--------------|---------------|
| XDS Electronic differential lock with dynamic traction support <sup>1</sup>                              | ▼         | ▼            | ▼             |
| Front electronic differential lock VAQ <sup>2</sup>  | -         | ▼            | ▼             |
| Tyre pressure monitoring system  | ▼         | ▼            | ▼             |
| i-Size and Top Tether child seat anchors in rear seats and passenger seat                                | ▼         | ▼            | ▼             |
| 3-point seat belt for center rear seat   | ▼         | ▼            | ▼             |
| Automatic 3-point front seat belts <sup>3</sup>  | ▼         | ▼            | ▼             |
| Automatic 3-point front seat belts with tensioner and without heigh adjustment <sup>4</sup>              | ▼         | ▼            | ▼             |
| 3-point seat belts, outer rear with ECE label  | ▼         | ▼            | ▼             |
| Visual and acoustic seat belt reminder, electric contact in front and rear                               | ▼         | ▼            | ▼             |
| eCall (Public emergency call)  | ▼         | ▼            | ▼             |
| Airbag on driver and front passenger side, without knee airbag, with front passenger airbag deactivation | ▼         | ▼            | ▼             |
| Side airbag in front with curtain airbag, interaction airbag in front and center airbag.                 | ▼         | ▼            | ▼             |

<sup>1</sup> Not available for 2.0 TSI 195kW (265hp) engine.  
<sup>2</sup> Only available for 2.0 TSI 195kW (265hp) engine.  
<sup>3</sup> Not available for e-HYBRID engines.  
<sup>4</sup> Only available for e-HYBRID engines.

Our global range of cars and product specifications varies from country to country. Please, visit your local CUPRA website to know more about the product offer available for you.

EQUIPMENT

- ▼ Standard
- ▽ Optional
- Not available

## SAFETY

|  | FORMENTOR | FORMENTOR VZ | FORMENTOR VZ5 |
|--|-----------|--------------|---------------|
| <b>Rear side airbag + Knee airbag <sup>5</sup>:</b>  |           |              |               |
| - Side airbag in front and rear with curtain airbag<br>- Airbag for driver and front passenger with knee airbag and front passenger airbag deactivation  | ▽         | ▽            | ▽             |
| <b>Safe &amp; NCAP Pack:</b>   |           |              |               |
| - Forward collision warning with warning and braking reaction to vehicles, pedestrians and cyclists<br>- Speed limiter with anticipated regulation<br>- Dynamic road sign display<br>- With multifunction camera<br>- Lane keeping system<br>- With emergency steering support with turn assist<br>- Attention and drowsiness Assist | ▼         | ▼            | ▼             |
| <b>Safe &amp; Driving Pack M:</b>  |           |              |               |
| - Adaptive Cruise Control (with “follow-to-stop”)<br>- Speed limiter with anticipated regulation<br>- Attention and drowsiness Assist<br>- High-beam control<br>- Light assist<br>- Traffic sign recognition<br>- Heated Steering Wheel with triptronic and satellites <sup>6</sup>  | ▼         | ▼            | ▼             |

<sup>5</sup> Not compatible with Extreme.  
<sup>6</sup> Not available for 1.5 TSI 110kW (150hp) MQ engine.





- ▼ Standard
- ▽ Optional
- Not available

EXTERIOR

|   | FORMENTOR | FORMENTOR VZ | FORMENTOR VZ5 |
|---|-----------|--------------|---------------|
| 18" Tempest <sup>7</sup>  | ▼         | -            | -             |
| 18" Sonora <sup>7</sup>   | ▽         | -            | -             |
| 19" Sandstorm <sup>7</sup>  | ▽         | ▼            | -             |
| 19" Sandstorm Copper  | ▽         | ▽            | -             |
| 19" Artic   | ▽         | ▽            | -             |
| 19" Artic Copper  | ▽         | ▽            | -             |
| 19" Hailstorm   | -         | ▽            | -             |
| 19" Hailstorm Copper  | -         | ▽            | -             |
| 20" VZ58 <sup>8</sup>   | -         | -            | ▼             |
| 20" VZ5 BLACK <sup>8</sup>  | -         | -            | ▽             |
| Emergency spare wheel 18" including toolkit and jack <sup>9</sup>                 | ▽         | ▽            | ▽             |
| Performance tyre  | -         | ▽            | -             |
| All season tyres <sup>10</sup>  | ▽         | -            | -             |
| Performance brakes with Brembo calipers in front <sup>11</sup>                    | -         | ▽            | -             |
| Performance brakes with Akebono 6-piston calipers in front and rear <sup>12</sup> | -         | ▽            | ▼             |
| Akrapovic Exhaust System <sup>13</sup>  | -         | ▽            | -             |
| Side windows in heat-insulating glass and rear window dark tinted                 | ▼         | ▼            | ▼             |
| Front and rear power windows  | ▼         | ▼            | ▼             |
| Glossy black window frame   | ▼         | ▼            | ▼             |
| Glossy Black roof rails   | ▼         | ▼            | ▼             |

<sup>7</sup> Not compatible with Performance Tyre.  
<sup>8</sup> Only available for 2.5 TSI 287kW (390hp) 4DRIVE engine.  
<sup>9</sup> Not available for e-HYBRID engines. Not compatible with Brembo brakes and Akebono brakes.  
Not available for 2.0 TSI 245kW (333hp) 4DRIVE engine.  
<sup>10</sup> Only available for 18" alloy wheels.  
<sup>11</sup> Not compatible with Emergency spare wheel 18". Not available for 2.0 TSI 245kW (333hp) 4DRIVE engine.  
<sup>12</sup> Not compatible with Emergency spare wheel 18". Only available for 2.0 TSI 245kW (333hp) 4DRIVE engine.  
<sup>13</sup> Only available for 2.0 TSI 245kW (333hp) 4DRIVE engine.

Our global range of cars and product specifications varies from country to country. Please, visit your local CUPRA website to know more about the product offer available for you.

- ▼ Standard
- ▽ Optional
- Not available

EXTERIOR

|   | FORMENTOR | FORMENTOR VZ | FORMENTOR VZ5 |
|---|-----------|--------------|---------------|
| Mirror covers in black carbon fibre   | ▽         | ▽            | ▽             |
| Mirror covers in copper carbon fibre  | ▽         | ▽            | ▼             |
| Sports bumpers VZ5 <sup>8</sup>   | -         | -            | ▽             |
| CUPRA lettering and VZ logo in Dark Chrome <sup>13</sup>  | -         | ▼            | -             |
| Type sign and company logo VZ5 <sup>8</sup>   | -         | -            | ▼             |
| CUPRA lettering in Copper <sup>14</sup>   | ▼         | ▼            | -             |
| Pilot High+ LED rear combination lamp, dynamic turn signal with ceremony  | ▼         | ▼            | ▼             |
| Front LED with signature : Biled LED-Full LED with lens   | ▼         | ▼            | ▼             |
| Dynamic headlight range control self-adjusting while driving  | ▼         | ▼            | ▼             |
| Front fog lamps and cornering lamp  | ▼         | ▼            | ▼             |
| Welcome light in exterior mirrors   | ▼         | ▼            | ▼             |
| Exterior mirrors, power-folding, adjustable and heated with front passenger exterior mirror lowering function   | ▼         | -            | -             |
| Exterior mirrors with memory function power-folding, adjustable and idependently heated                         | -         | ▼            | ▼             |
| Virtual Pedal: Sensor-controlled luggage compartment opener   | -         | ▼            | ▼             |
| Towing Hook Preparation <sup>15</sup>   | ▽         | ▽            | -             |
| Electric trailer towing device <sup>16</sup>  | ▽         | ▽            | -             |
| <b>Electric Trailer towing device with Trailer Assist <sup>17</sup></b>   |           |              |               |
| - Trailer hitch, mechanically swiveling and power-detachable with trailer maneuvering system and Trailer Assist | ▽         | ▽            | -             |

<sup>14</sup> Not available for 2.0 TSI 245kW (333hp) 4DRIVE engine.  
<sup>15</sup> Not compatible with Electric trailer towing device or Electric Trailer towing device with Trailer Assist.  
<sup>16</sup> Not compatible with towing hook preparation or Electric Trailer towing device with Trailer Assist.  
<sup>17</sup> Not available for 1.5 TSI 110kW (150hp) MQ engine. Requires Edge upgrade for Formentor engines & Intelligent Drive or Extreme. Not compatible with Towing hook preparation or Electric trailer towing device.





- ▼ Standard
- ▽ Optional
- Not available

INTERIOR

|  | FORMENTOR | FORMENTOR VZ | FORMENTOR VZ5 |
|--|-----------|--------------|---------------|
| Black interior roof  | ▼         | ▼            | ▼             |
| Leather Gearshift knob/handle in vegan leather <sup>18</sup>   | ▼         | -            | -             |
| Leather-wrapped multi-function steering wheel <sup>18</sup>  | ▼         | -            | -             |
| CUPRA leather-wrapped multi-function steering wheel, with tiptronic, satellites and Electronic cruise control system <sup>19</sup> | ▼         | ▼            | ▼             |
| Metallic pedal custer <sup>19</sup>  | ▼         | ▼            | ▼             |
| Dark Aluminium glossy interior package   | ▼         | ▼            | ▼             |
| Illuminated CUPRA lettering in door apertures  | ▼         | ▼            | ▼             |
| Two reading lights in front and two in rear  | ▼         | ▼            | ▼             |
| Separate daytime running light with automatic headlight control and automat. Coming and Leaving Home feature                       | ▼         | ▼            | ▼             |
| Climatronic 3-zone with air conditioning control panel in rear   | ▼         | ▼            | ▼             |

<sup>18</sup> Only available for 1.5 TSI 110kW (150hp) engine.  
<sup>19</sup> Not available for 1.5 TSI 110kW (150hp) engine.

Our global range of cars and product specifications varies from country to country. Please, visit your local CUPRA website to know more about the product offer available for you.

- ▼ Standard
- ▽ Optional
- Not available

INTERIOR

|  | FORMENTOR | FORMENTOR VZ | FORMENTOR VZ5 |
|--|-----------|--------------|---------------|
| <b>SHARP Ambient <sup>20</sup>:</b>  |           |              |               |
| - Sport seats covered in fabric<br>- Manual height adjustment for front seats<br>- Manual adjustable lumbar support for front seats<br>- Drawer under right front seat<br>- Door and side trim panel   | ▼         | -            | -             |
| <b>DYNAMIC DESIGN - Dinamica Ambient <sup>21</sup>:</b>  |           |              |               |
| - Bucket seats in Dinamica<br>- Seat heater for front seats separately controlled<br>- Left seat: Power seat adjustment with memory feature and power-adjustable lumbar support<br>- Right seat: manually height-adjustable<br>- Door and side trim panel<br>- Dinamica central and back rest<br>- Exterior mirrors with memory feature, power-folding adjustable and separately heated. | ▽         | ▼            | ▼             |
| <b>PROGRESSIVE DESIGN - Metallized Ambient <sup>21</sup>:</b>  |           |              |               |
| - Bucket seats in Leather<br>- Seat heater for front seats separately controlled<br>- Power seat adjustment with memory feature and power-adjustable lumbar support for front seats<br>- Door and side trim panel<br>- Concious leather central and back rest<br>- Exterior mirrors with memory feature, power-folding adjustable and separately heated                                  | ▽         | ▽            | -             |

<sup>20</sup> Without drawers under front seats for mHEV engines.  
<sup>21</sup> Requires Edge upgrade. Not compatible with Winter pack.





- ▼ Standard
- ▽ Optional
- Not available

TECHNOLOGY

|  | FORMENTOR | FORMENTOR VZ | FORMENTOR VZ5 |
|--|-----------|--------------|---------------|
| Keyless locking and starting system Keyless Advanced with SAFELOCK                                       | -         | ▼            | ▼             |
| Central locking system Keyless Go without SAFELOCK   | ▼         | -            | -             |
| 10.25" Digital Cockpit   | ▼         | ▼            | ▼             |
| Infotainment system 12.9"  | ▼         | ▼            | ▼             |
| Full link wireless & wired with WLAN   | ▼         | ▼            | ▼             |
| 7 speakers   | ▼         | ▼            | ▼             |
| Connectivity box with Koppelantenne:   |           |              |               |
| - Bluetooth  | ▼         | ▼            | ▼             |
| - Mobile Phone Interface   |           |              |               |
| 2 USB-C socket front (data & load) and 2 rear (only load)  | ▼         | ▼            | ▼             |
| Voice control  | ▼         | ▼            | ▼             |
| CUPRA CONNECT  | ▼         | ▼            | ▽             |
| Navigation System  | ▽         | ▽            | ▽             |
| Digital Audio Broadcasting   | ▼         | ▼            | ▽             |
| 230-V outlet in boot and 12V socket in central console   | ▼         | ▼            | ▽             |
| Electronic immobilizer   | ▼         | -            | ▼             |
| Anti-theft alarm system, interior monitoring, backup horn and towing protection (with selective opening) | -         | ▼            | ▼             |

- ▼ Standard
- ▽ Optional
- Not available

TECHNOLOGY

|   | FORMENTOR | FORMENTOR VZ | FORMENTOR VZ5 |
|---|-----------|--------------|---------------|
| Park distance control (front & rear parking sensor)                               | ▼         | ▼            | ▼             |
| Rear View Camera  | -         | ▼            | ▼             |
| Dynamic Steering  | ▼         | -            | -             |
| Speed-sensitive power steering (Servotronic) with limited steering lift mechanism | -         | ▼            | ▼             |
| Driving profile selection and conventional shock absorber                         | ▼         | -            | -             |
| Driver Profile Selection and Dynamic Chassis Control with continuous operation    | -         | ▼            | ▼             |
| Electronic cruise control system  | ▼         | ▼            | ▼             |
| Winter Pack <sup>22</sup> :   |           |              |               |
| - Heated front seats separately controlled  | ▽         | ▼            | ▼             |
| Parking heater with remote control <sup>23</sup>                                  | ▽         | -            | -             |
| Rain & Light sensor   | ▼         | ▼            | ▼             |
| Washer fluid level indicator  | ▼         | ▼            | ▼             |
| Heat insulating windshield  | ▼         | ▼            | ▼             |
| Start-stop system with regenerative braking                                       | ▼         | ▼            | ▼             |
| CUPRA Charger Connect 2 11 kW   | ▽         | ▽            | -             |
| CUPRA Charger Connect 2 22 kW   | ▽         | ▽            | -             |
| CUPRA Charger Pro 2   | ▽         | ▽            | -             |
| MODE 3 Cable for e-HYBRID engines load capacity: 16 A or 32 A                     | ▽         | ▽            | -             |

<sup>22</sup> Not compatible with Dynamic Design & Progressive Design.  
<sup>23</sup> Only available for 2.0 TSI 150kW (204hp) 4DRIVE engine.





- ▼ Standard
- ▽ Optional
- Not available

## UPGRADES

|   | FORMENTOR | FORMENTOR VZ | FORMENTOR VZ5 |
|---|-----------|--------------|---------------|
| TRIBE EDITION <sup>24</sup>   |           |              |               |
| - 19" Aluminium Alloy wheels  |           |              |               |
| - Bucket 3D knitting & PU seats (electric driving & passengers)                     |           |              |               |
| - Head restraint for Bucket   |           |              |               |
| - Electric seats: Power seat adjustment with memory feature                         | ▽         | ▽            | -             |
| - Power-adjustable lumbar support for front seats                                   |           |              |               |
| - Seat heater for front seats separately controlled                                 |           |              |               |
| - Door and side trim panel  |           |              |               |
| - Exterior mirrors with memory feature, power-folding/adjustable, separately heated |           |              |               |
| - Dark alu pedal  |           |              |               |
| - With individual mounting  |           |              |               |
| Black Akebono Brakes (only for Tribe Edition) <sup>25</sup>                         |           |              |               |
| - Disc brakes in rear   | -         | ▽            | -             |
| - Disc brakes in front in black   |           |              |               |
| EDGE:   |           |              |               |
| - Keyless locking and starting system Keyless Advanced                              |           |              |               |
| - Anti-theft alarm system, interior monitoring, backup horn and towing protection   | ▽         | ▼            | ▼             |
| - Interior ambient lighting wrap around   |           |              |               |
| - Rear View Camera  |           |              |               |
| - Virtual Pedal: Sensor-controlled luggage compartment opener                       |           |              |               |
| EDGE with Safelock:   |           |              |               |
| - Keyless locking and starting system Keyless Advanced with Safelock                |           |              |               |
| - Anti-theft alarm system, interior monitoring, backup horn and towing protection   | ▽         | -            | -             |
| - Interior ambient lighting wrap around   |           |              |               |
| - Rear View Camera  |           |              |               |
| - Virtual Pedal: Sensor-controlled luggage compartment opener                       |           |              |               |

<sup>24</sup> Requires Edge pack.  
<sup>25</sup> Not compatible with Emergency spare wheel 18".

- ▼ Standard
- ▽ Optional
- Not available

## UPGRADES

|   | FORMENTOR | FORMENTOR VZ | FORMENTOR VZ5 |
|---|-----------|--------------|---------------|
| EXTREME <sup>26</sup>   |           |              |               |
| - CUP Bucket seats with textile central and back rest + PVC wings and bolsters (includes Winter Pack) |           |              |               |
| - Seat trim covers in fabric  |           |              |               |
| - Power seat adjustment with memory feature for front seats   |           |              |               |
| - Power-adjustable lumbar support for front seats   |           |              |               |
| - Door and side trim panel  |           |              |               |
| - Side airbag in front and rear with curtain airbag   |           |              |               |
| - Airbag for driver and front passenger with knee airbag and front passenger airbag deactivation      |           |              |               |
| - CUPRA Matrix LED with signature and ceremony  |           |              |               |
| - LED headlamps with variable light distribution  |           |              |               |
| - High-resolution Matrix Beam plus  |           |              |               |
| - With multifunction camera   | -         | ▽            | -             |
| - Safe & Driving Pack XL in combination with Navi System +  |           |              |               |
| - Dynamic road sign display   |           |              |               |
| - Heated Steering Wheel with triptronic and satellites  |           |              |               |
| - Adaptive Cruise Control (with "follow-to-stop")   |           |              |               |
| - Attention and Drowsiness Assist   |           |              |               |
| - Side Assist & Exit Assist & Exit Warning  |           |              |               |
| - Travel Assist   |           |              |               |
| - Pre-Crash Front & Rear  |           |              |               |
| - Speed limiter with anticipated regulation   |           |              |               |
| - Top View Camera   |           |              |               |
| - Intelligent Park Assist + Rear Park Assist  |           |              |               |
| - IMMERSIVE BY Sennheiser™ (Amplif. 10 speakers + 1 central speaker + 1 subwoofer)                    |           |              |               |
| - Brembo Brakes (disc brakes + Brembo callipers)  |           |              |               |

<sup>26</sup> Includes: PURE PERFORMANCE, INTELLIGENT DRIVE, INMERSIVE BY SENNHEISER™ and BREMBO OR AKEBONO PERFORMANCE BRAKES upgrades.  
In the interior includes air vent frames, steering wheel details & central console in dark chrome.  
Requires 19" Sandstorm Copper, 19" Artic, 19" Artic Copper, 19" Hailstorm or 19" Hailstorm Copper Alloy Wheels.  
With 2.0 TSI 245 kW Akebono Brakes instead of Brembo Brakes.  
Not compatible with Emergency spare wheel 18", PROGRESSIVE DESIGN, Winter pack, Rear side airbag + Knee airbag + central airbag, Safe & Driving Packs, IMMERSIVE BY Sennheiser™, INTELLIGENT DRIVE, PURE PERFORMANCE and Brembo & Akebono Performance brakes.



- ▼ Standard
- ▽ Optional
- Not available

UPGRADES

|   | FORMENTOR | FORMENTOR VZ | FORMENTOR VZ5 |
|---|-----------|--------------|---------------|
| <b>SKYLINE (Panorama Electric Sunroof) <sup>27</sup>:</b>   |           |              |               |
| - Big roof system   | ▽         | ▽            | ▽             |
| <b>IMMERSIVE by Sennheiser™ (Amplif. 10 speakers + 1 central speaker + 1 subwoofer) (for Sharp Ambient) <sup>28</sup>:</b>                        |           |              |               |
| - Sennheiser™   | ▽         | -            | -             |
| - Door and side trim panel  |           |              |               |
| <b>IMMERSIVE by Sennheiser™ (Amplif. 10 speakers + 1 central speaker + 1 subwoofer) (for Dinamica Ambient, Metallized Ambient) <sup>29</sup>:</b> |           |              |               |
| - Sennheiser™   | ▽         | ▽            | ▼             |
| <b>INTELLIGENT DRIVE MQ <sup>30</sup>:</b>  |           |              |               |
| - Safe & Driving Pack L in combination with Navi System +   |           |              |               |
| - Dynamic Road Sign Display   |           |              |               |
| - Adaptive Cruise Control (with “follow-to-stop”)   |           |              |               |
| - Attention and Drowsiness Assist   |           |              |               |
| - Side Assist, Exit Assist and Exit Warning   |           |              |               |
| - With multifunction camera   | ▽         | -            | -             |
| - Pre-Crash Front & Rear  |           |              |               |
| - Speed limiter with anticipated regulation   |           |              |               |
| - Top View Camera   |           |              |               |

<sup>27</sup> Requires Edge upgrade.

<sup>28</sup> Requires Edge upgrade & Spare Wheel except if e-HYBRID engine.

<sup>29</sup> Requires Edge upgrade & Spare Wheel except if e-HYBRID engine and 245kW engine. Not compatible with Extreme.

<sup>30</sup> Only available for 1.5 TSI 110kW (150hp) engine. Requires Edge upgrade for Formentor engines. Not compatible with Safe & Driving Pack M as option. Adaptive Cruise Control is predictive when combined with Dynamic Road Sign Display. With 1.5 TSI 110kW (150hp) engine requires Anti-thermic windshield.

Our global range of cars and product specifications varies from country to country. Please, visit your local CUPRA website to know more about the product offer available for you.

- ▼ Standard
- ▽ Optional
- Not available

UPGRADES

|  | FORMENTOR | FORMENTOR VZ | FORMENTOR VZ5 |
|--|-----------|--------------|---------------|
| <b>INTELLIGENT DRIVE DQ <sup>31</sup>:</b>                 |           |              |               |
| - Safe & Driving Pack XL in combination with Navi System + |           |              |               |
| - Dynamic Road Sign Display                                |           |              |               |
| - Heated Steering Wheel with triptronic and satellites     |           |              |               |
| - Adaptive Cruise Control (with “follow-to-stop”)          |           |              |               |
| - Attention and Drowsiness Assist                          |           |              |               |
| - Side Assist, Exit Assist and Exit Warning                | ▽         | ▽            | ▼             |
| - With multifunction camera                                |           |              |               |
| - Travel Assist  |           |              |               |
| - Pre-Crash Front & Rear                                   |           |              |               |
| - Speed limiter with anticipated regulation                |           |              |               |
| - Top View Camera  |           |              |               |
| - Intelligent Park Assist                                  |           |              |               |
| <b>PURE PERFORMANCE <sup>32</sup>:</b>                     |           |              |               |
| Drive Profile (DCC - Dynamic Chassis Control)              |           |              |               |
| CUPRA Matrix LED with signature and ceremony               | ▽         | ▽            | ▼             |
| - LED headlamps with variable light distribution           |           |              |               |
| - High-resolution Matrix beam plus                         |           |              |               |
| - With multifunction camera                                |           |              |               |

<sup>31</sup> Not available for 1.5 TSI 110kW (150hp) engine. Requires Edge upgrade for Formentor engines. Not compatible with Safe & Driving Pack M & Extreme. Adaptive Cruise Control is predictive when combined with Dynamic Road Sign Display.

<sup>32</sup> Requires Edge upgrade. With 1.5 TSI 110kW (150hp) engines requires Anti-thermic windshield. DCC comes as standard for VZ engines.





# ACCESSORIES

ACCESSORIES

## INTERIOR

|                                   | REFERENCE     |
|-----------------------------------|---------------|
| Dark aluminium pedals (manual)    | 5FA064205 9DG |
| Dark aluminium pedals             | 5FA071750 9DG |
| Dark aluminium pedals (automatic) | 5FA064205 9DG |

## SAFETY

|   | REFERENCE   |
|---|-------------|
| Automatic anti-puncture kit                                     | 000093059AE |
| Snow chains (Autosock) - 245/40 R19                             | 000091375EH |
| 20,000 mAh battery jump starter + charger                       | 000051763H  |
| Help flash  | 000052122A  |
| Warning triangle (2 units)                                      | 000093601A  |
| Reflective vest   | 000093900SA |
| LED flashlight  | 000069690K  |
| KIDFIX i-Size (100-150 cm)                                      | 000019906AK |
| KIDFIX i-Size (76-105cm, 9-22kg)                                | 000019909H  |
| Baby-Safe 3 i-SIZE ( 0-83 cm)                                   | 000019907C  |
| CUPRA safety kit (1 mini triangle + vest + large first-aid kit) | 6H3093990AC |
| CUPRA safety kit (emergency light + vest + large first-aid kit) | 6H3093990AB |



TRANSPORT

|   | REFERENCE  |
|---|------------|
| Electric kit for vehicles without preinstallation | 5FA055204  |
| Folding electric Tow Bar                          | 5FF092160A |
| Towing Bike Rack                                  | 000071128K |
| Roof Bars   | 5FF071151  |
| Bike Rack   | 5F9071128  |
| Ski Rack for 6 pairs or 4 snowboards              | 000071129T |
| Ski Rack for 4 pairs or 2 snowboards              | 000071129S |
| Ski Rack Xtender                                  | 000071129R |
| CUPRA car cover                                   | 6H3061701  |

ACCESSORIES

PROTECTION

|  | REFERENCE           |
|--|---------------------|
| Set of CUPRA rubber Mats (TPE)             | 5FG061500 041       |
| Luggage compartment protective tray        | 5FF061201C          |
| Floor Mats LHD (Tribe Edition)             | 5FG863011AHLOE      |
| Floor Mats RHD (Tribe Edition)             | 5FH863011AEOE       |
| Reversible boot matt                       | 5FF061201B          |
| Front and Rear mudflaps                    | 5FF075111-5FF075101 |
| Floor mats - Dynamic (LHD)                 | 5FG863011S LOE      |
| Floor mats - Dynamic (RHD)                 | 5FH863011P LOE      |
| Floor mats MHEV - Dynamic (LHD)            | 5FG863011ADLOE      |
| Floor mats MHEV - Dynamic (RHD)            | 5FH863011AALOE      |
| Floor mats - Extreme Pack (LHD)            | 5FG863011AA LOE     |
| Floor mats - Extreme Pack (RHD)            | 5FH863011R LOE      |
| Floor mats MHEV - Extreme Pack (LHD)       | 5FG863011AF LOE     |
| Floor mats MHEV - Extreme Pack (RHD)       | 5FH863011AC LOE     |
| Floor mats - Progressive Design (LHD)      | 5FG863011T LOE      |
| Floor mats - Progressive Design (RHD)      | 5FH863011Q LOE      |
| Floor mats MHEV- Progressive Design (LHD)  | 5FG863011AE LOE     |
| Floor mats MHEV - Progressive Design (RHD) | 5FH863011AB LOE     |





# ENGINE SPECS

ENGINE SPECS

## PETROL ENGINE

| 1.5 TSI 150 HP (110 KW) MHEV 7-SPEED START/STOP<br>CUPRA FORMENTOR |                                    |
|--|------------------------------------|
| Cylinder/Valve (Total)   | 4 / 16                             |
| Displacement (cc)  | 1.498                              |
| Cylinder bore and stroke (mm)                                      | 74,5 / 85,9                        |
| Compression ratio  | 12,0                               |
| Maximum power (kW (PS)/rpm)  | 110 (150) / 5000 - 6000            |
| Maximum torque (Nm/rpm)  | 250/ 1500- 3500                    |
| Fuel supply system   | TSI Direct Injection               |
| Ignition   | Electronic map-controlled ignition |
| Atmospheric/Supercharged   | Turbo charged                      |
| Fuel type  | ROZ 95                             |
| Oil capacity in initial fill (l)                                   | 4.8                                |
| Alternator (A)   | -                                  |
| Battery (Ah/A)   | 59-70-68 / 380-420-380             |

## PERFORMANCE

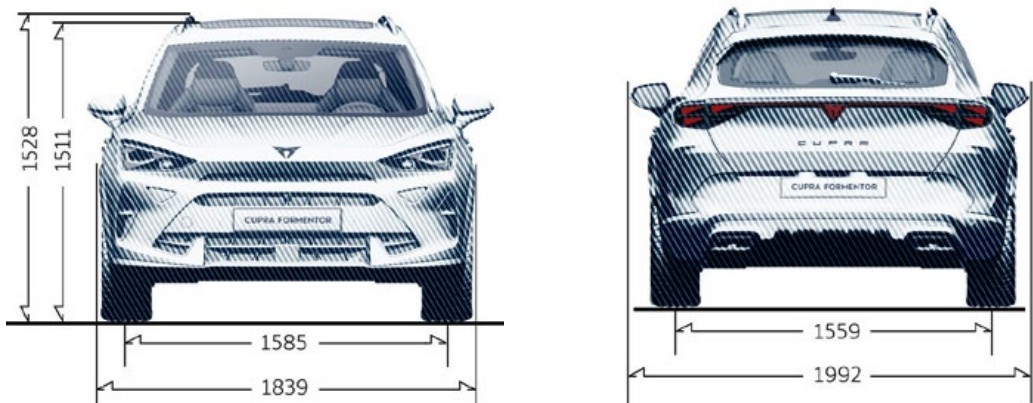
| 1.5 TSI 150 HP (110 KW) MHEV 7-SPEED START/STOP<br>CUPRA FORMENTOR |           |
|--|-----------|
| Maximum speed [km/h (gear)]  | 205 (6.G) |
| Acceleration 0-100 km/h (s)  | 9.0       |

## FUEL CONSUMPTION

|                               |           |
|-------------------------------|-----------|
| Combined WLTP Range (l/100km) | 5.7 - 6.3 |
|-------------------------------|-----------|

## MASS EMISSION

|  |           |
|--|-----------|
| CO <sub>2</sub> Combined WLTP Range (g/km) | 130 - 143 |
|--|-----------|



CHASSIS

| 1.5 TSI 150 HP (110 KW) MHEV 7-SPEED START/STOP<br>CUPRA FORMENTOR |  |
|--|--|
| Front suspension   | Independent type McPherson - coil springs - hydraulic shock absorber |
| Rear suspension  | Multilink axle, coil springs and hydraulic shock absorber            |

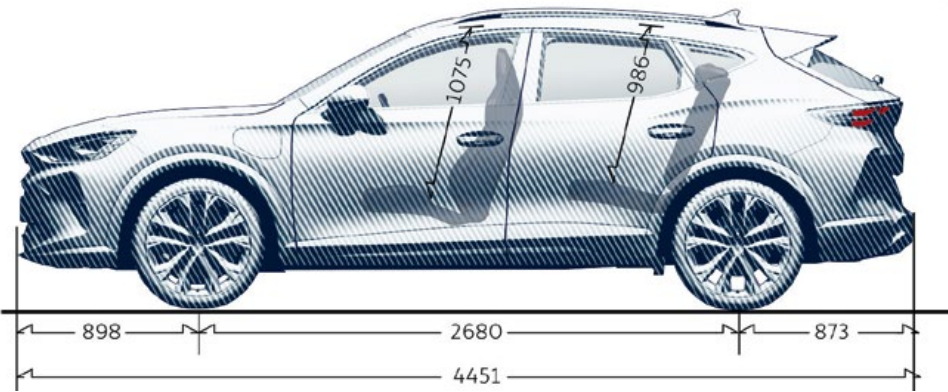
STEERING

|                             |                            |
|-----------------------------|----------------------------|
| Steering system             | R-EPS Progressive steering |
| Turning Circle Diameter (m) | 11.0                       |

BRAKES

|                           |   |
|---------------------------|---|
| Brake system              | Dual hydraulic circuit and brake system diagonal split with brake booster |
| Front and rear brake type | Front ventilated disc brakes and rear solid disc brakes                   |
| Front brakes (mm)         | 306×26  |
| Rear brakes (mm)          | 272×10  |

ENGINE SPECS



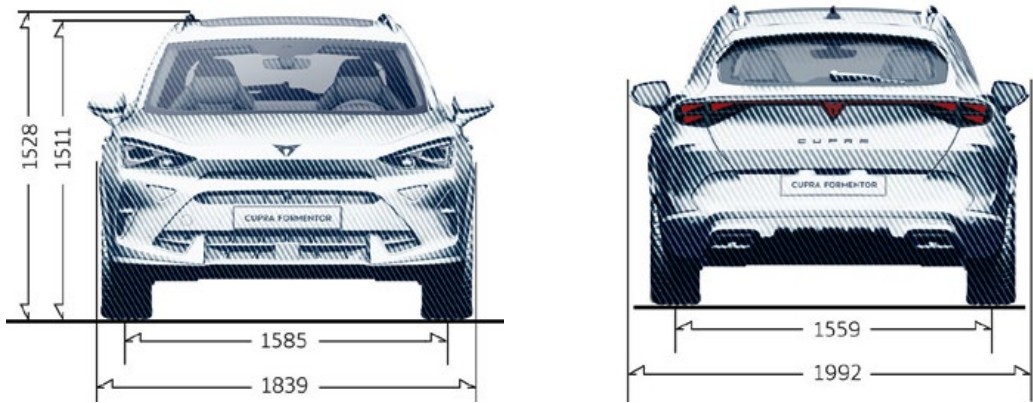
WHEELS

| 1.5 TSI 150 HP (110 KW) MHEV 7-SPEED START/STOP<br>CUPRA FORMENTOR |                         |
|--|-------------------------|
| Rims   | 8J×18 ET40 / 8J×19 ET40 |
| Tyres  | 245/45 R18 / 245/40 R19 |

The dimensions in the illustration indicate the minimum and maximum measurements of the vehicle. Dimensions vary depending on engine type.

Our global range of cars and product specifications varies from country to country. Please, visit your local CUPRA website to know more about the product offer available for you.





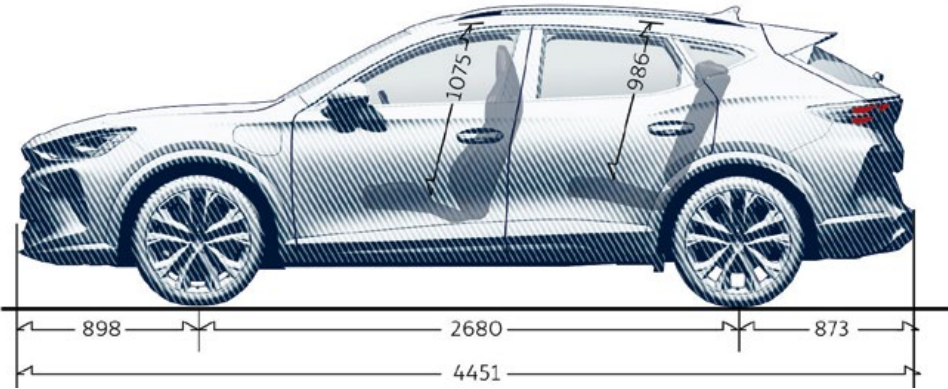
PACKAGE (IN RUNING WITHOUT DRIVER)

| 1.5 TSI 150 HP (110 KW) MHEV 7-SPEED START/STOP CUPRA FORMENTOR |                       |
|---|-----------------------|
| Body Type   | 5D SUV                |
| Length/width/height (mm)  | 4,451 / 1,839 / 1,520 |
| Wheelbase (mm)  | 2,679                 |
| Front/Rear track (mm)   | 1,583 / 1,555         |
| Boot capacity (l)   | 450                   |
| Fuel tank capacity (l)  | 50                    |

The dimensions in the illustration indicate the minimum and maximum measurements of the vehicle. Dimensions vary depending on engine type.

Our global range of cars and product specifications varies from country to country. Please, visit your local CUPRA website to know more about the product offer available for you.

ENGINE SPECS



WEIGHTS

| 1.5 TSI 150 HP (110 KW) MHEV 7-SPEED START/STOP CUPRA FORMENTOR |           |
|---|-----------|
| In running order with driver (kg)                               | 1,482     |
| In running order with driver (kg) Front/Rear                    | 889 / 593 |
| Maximum weight allowed (kg)                                     | 2,000     |
| Max. towing weight without brake (kg) (*)                       | 740       |
| Max. towing weight with brake 8% (kg)                           | 1,700     |
| Max. Towing weight with brake 12% (kg)                          | 1,500     |



# ENGINE SPECS

ENGINE SPECS

## PETROL ENGINE

| 1.5 TSI 150 HP (110 KW) 6-SPEED START/STOP<br>CUPRA FORMENTOR |                                    |
|---|------------------------------------|
| Cylinder/Valve (Total)  | 4 / 16                             |
| Displacement (cc)   | 1,498                              |
| Cylinder bore and stroke (mm)                                 | 74.5 / 85.9                        |
| Compression ratio   | 12.0                               |
| Maximum power (kW (PS)/rpm)                                   | 110 (150) / 5,000 - 6,000          |
| Maximum torque (Nm/rpm)                                       | 250/ 1,500- 3,500                  |
| Fuel supply system  | TSI Direct Injection               |
| Ignition  | Electronic map-controlled ignition |
| Atmospheric/Supercharged                                      | Turbo charged                      |
| Fuel type   | ROZ 95                             |
| Oil capacity in initial fill (l)                              | 4.8                                |
| Alternator (A)  | 140A (8GU)                         |
| Battery (Ah/A)  | 59-70-68 / 380-420-380             |

## PERFORMANCE

| 1.5 TSI 150 HP (110 KW) 6-SPEED START/STOP<br>CUPRA FORMENTOR |           |
|---|-----------|
| Maximum speed [km/h (gear)]                                   | 205 (5.G) |
| Acceleration 0-100 km/h (s)                                   | 9.0       |

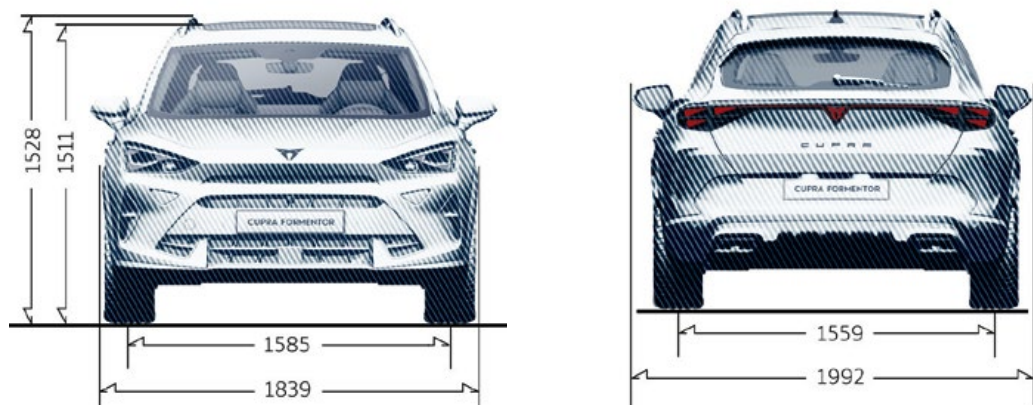
## FUEL CONSUMPTION

|                               |           |
|-------------------------------|-----------|
| Combined WLTP Range (l/100km) | 6.0 - 6.4 |
|-------------------------------|-----------|

## MASS EMISSION

|  |           |
|--|-----------|
| CO <sub>2</sub> Combined WLTP Range (g/km) | 135 - 145 |
|--|-----------|





## CHASSIS

| 1.5 TSI 150 HP (110 KW) 6-SPEED START/STOP<br>CUPRA FORMENTOR |  |
|---|--|
| Front suspension  | Independent type McPherson - coil springs - hydraulic shock absorber |
| Rear suspension   | Multilink axle, coil springs and hydraulic shock absorber            |

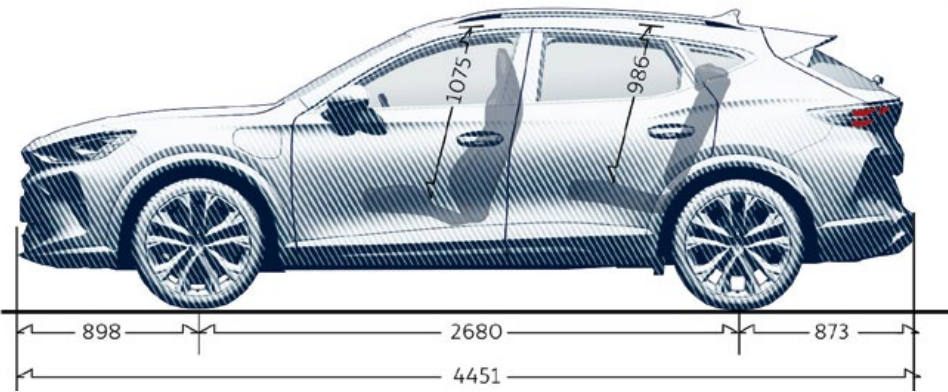
## STEERING

|                             |                            |
|-----------------------------|----------------------------|
| Steering system             | R-EPS Progressive steering |
| Turning Circle Diameter (m) | 11.0                       |

## BRAKES

|                           |   |
|---------------------------|---|
| Brake system              | Dual hydraulic circuit and brake system diagonal split with brake booster |
| Front and rear brake type | Front ventilated disc brakes and rear solid disc brakes                   |
| Front brakes (mm)         | 306×26  |
| Rear brakes (mm)          | 272×10  |

## ENGINE SPECS

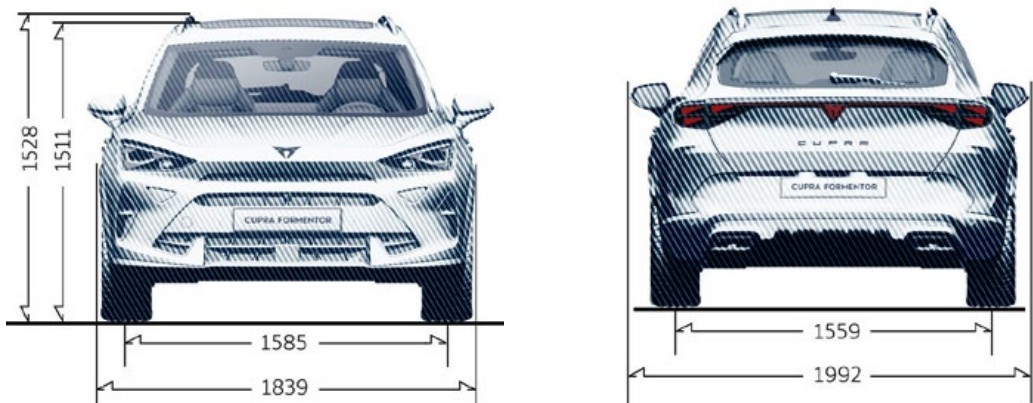


## WHEELS

| 1.5 TSI 150 HP (110 KW) 6-SPEED START/STOP<br>CUPRA FORMENTOR |                         |
|---|-------------------------|
| Rims  | 8J×18 ET40 / 8J×19 ET40 |
| Tyres   | 245/45 R18 / 245/40 R19 |

The dimensions in the illustration indicate the minimum and maximum measurements of the vehicle. Dimensions vary depending on engine type.

Our global range of cars and product specifications varies from country to country. Please, visit your local CUPRA website to know more about the product offer available for you.



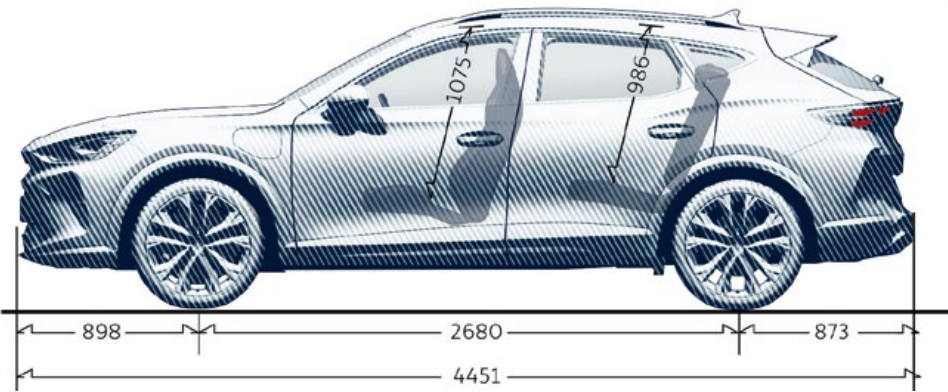
PACKAGE (IN RUNING WITHOUT DRIVER)

|                          | 1.5 TSI 150 HP (110 KW) 6-SPEED START/STOP CUPRA FORMENTOR |
|--------------------------|--|
| Body Type                | 5D SUV   |
| Length/width/height (mm) | 4,451 / 1,839 / 1,520                                      |
| Wheelbase (mm)           | 2,679  |
| Front/Rear track (mm)    | 1,583 / 1,555  |
| Boot capacity (l)        | 450  |
| Fuel tank capacity (l)   | 50   |

The dimensions in the illustration indicate the minimum and maximum measurements of the vehicle. Dimensions vary depending on engine type.

Our global range of cars and product specifications varies from country to country. Please, visit your local CUPRA website to know more about the product offer available for you.

ENGINE SPECS



WEIGHTS

|  | 1.5 TSI 150 HP (110 KW) 6-SPEED START/STOP CUPRA FORMENTOR |
|--|--|
| In running order with driver (kg)            | 1,434  |
| In running order with driver (kg) Front/Rear | 844 / 590  |
| Maximum weight allowed (kg)                  | 1,960  |
| Max. towing weight without brake (kg) (*)    | 710  |
| Max. towing weight with brake 8% (kg)        | 1,700  |
| Max. Towing weight with brake 12% (kg)       | 1,500  |





# ENGINE SPECS

ENGINE SPECS

## PETROL ENGINE

| 2.0 TSI 204 HP (150 KW) 4DRIVE 7-SPEED START/STOP CUPRA FORMENTOR |                                    |
|---|------------------------------------|
| Cylinder/Valve (Total)  | 4 / 16                             |
| Displacement (cc)   | 1,984                              |
| Cylinder bore and stroke (mm)                                     | 82,5 / 92,8                        |
| Compression ratio   | 12.2                               |
| Maximum power (kW (PS)/rpm)                                       | 150 (204) / 4500 - 6000            |
| Maximum torque (Nm/rpm)   | 320 / 1500 - 4400                  |
| Fuel supply system  | TSI Direct Injection               |
| Ignition  | Electronic map-controlled ignition |
| Atmospheric/Supercharged  | Turbo charged                      |
| Fuel type   | ROZ 95                             |
| Oil capacity in initial fill (l)                                  | 6.6                                |
| Alternator (A)  | 140A (8GU)                         |
| Battery (Ah/A)  | 70Ah (420A) / 68Ah (380A)          |

## PERFORMANCE

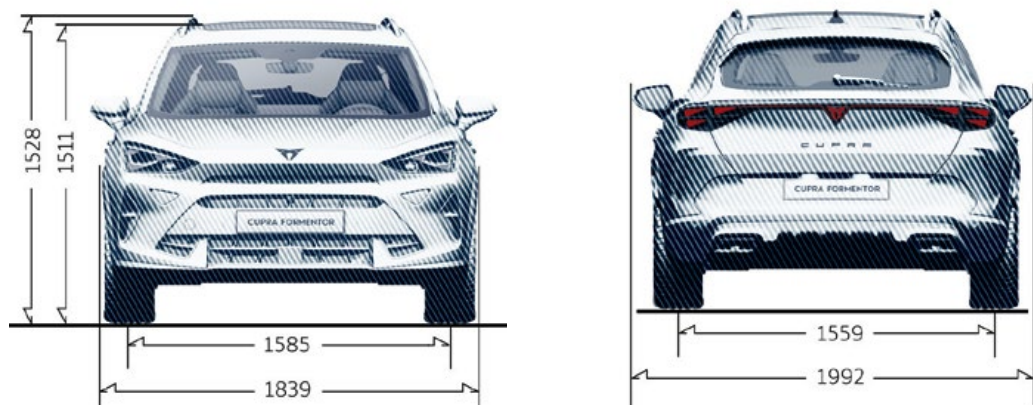
| 2.0 TSI 204 HP (150 KW) 4DRIVE 7-SPEED START/STOP CUPRA FORMENTOR |           |
|---|-----------|
| Maximum speed [km/h (gear)]                                       | 225 (5.G) |
| Acceleration 0-100 km/h (s)                                       | 6.7       |

## FUEL CONSUMPTION

|                               |           |
|-------------------------------|-----------|
| Combined WLTP Range (l/100km) | 7.4 - 7.8 |
|-------------------------------|-----------|

## MASS EMISSION

|  |           |
|--|-----------|
| CO <sub>2</sub> Combined WLTP Range (g/km) | 168 - 176 |
|--|-----------|



CHASSIS

| 2.0 TSI 204 HP (150 KW) 4DRIVE 7-SPEED START/STOP<br>CUPRA FORMENTOR |  |
|--|--|
| Front suspension   | Independent type McPherson - coil springs - hydraulic shock absorber |
| Rear suspension  | Multilink axle, coil springs and hydraulic shock absorber            |

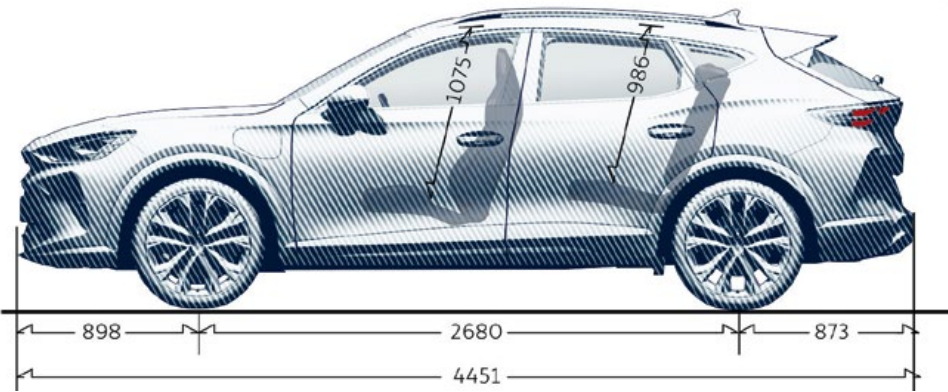
STEERING

|                             |                            |
|-----------------------------|----------------------------|
| Steering system             | R-EPS Progressive steering |
| Turning Circle Diameter (m) | 11.0                       |

BRAKES

|                           |   |
|---------------------------|---|
| Brake system              | Dual hydraulic circuit and brake system diagonal split with brake booster |
| Front and rear brake type | Front ventilated disc brakes and rear solid disc brakes                   |
| Front brakes (mm)         | 306×26  |
| Rear brakes (mm)          | 272×10  |

ENGINE SPECS



WHEELS

| 2.0 TSI 204 HP (150 KW) 4DRIVE 7-SPEED START/STOP<br>CUPRA FORMENTOR |                           |
|--|---------------------------|
| Rims   | 8J× 18 ET40 / 8J× 19 ET40 |
| Tyres  | 245/45 R18 / 245/40 R19   |

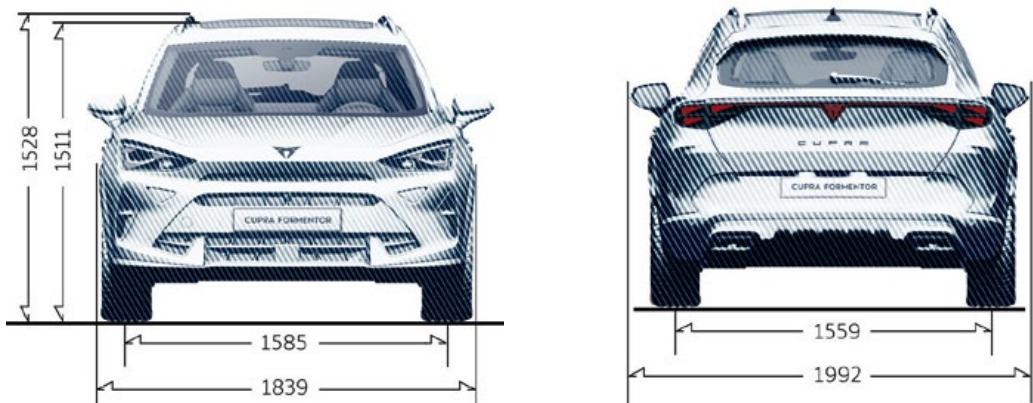
The dimensions in the illustration indicate the minimum and maximum measurements of the vehicle. Dimensions vary depending on engine type.

Our global range of cars and product specifications varies from country to country. Please, visit your local CUPRA website to know more about the product offer available for you.





2025



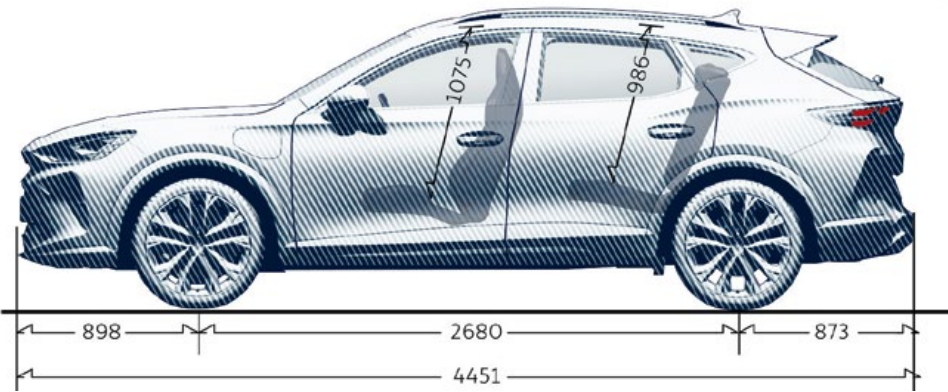
## PACKAGE (IN RUNING WITHOUT DRIVER)

| 2.0 TSI 204 HP (150 KW) 4DRIVE 7-SPEED START/STOP CUPRA FORMENTOR |                       |
|---|-----------------------|
| Body Type   | 5D SUV                |
| Length/width/height (mm)  | 4,451 / 1,839 / 1,520 |
| Wheelbase (mm)  | 2,680                 |
| Front/Rear track (mm)   | 1,585 / 1,559         |
| Boot capacity (l)   | 420                   |
| Fuel tank capacity (l)  | 55                    |

The dimensions in the illustration indicate the minimum and maximum measurements of the vehicle. Dimensions vary depending on engine type.

Our global range of cars and product specifications varies from country to country. Please, visit your local CUPRA website to know more about the product offer available for you.

## ENGINE SPECS



## WEIGHTS

| 2.0 TSI 204 HP (150 KW) 4DRIVE 7-SPEED START/STOP CUPRA FORMENTOR |           |
|---|-----------|
| In running order with driver (kg)                                 | 1,575     |
| In running order with driver (kg) Front/Rear                      | 939 / 636 |
| Maximum weight allowed (kg)                                       | 2,100     |
| Max. towing weight without brake (kg) (*)                         | 750       |
| Max. towing weight with brake 8% (kg)                             | 1,900     |
| Max. Towing weight with brake 12% (kg)                            | 1,700     |



# ENGINE SPECS

ENGINE SPECS

## PETROL ENGINE

| 2.0 TSI 333 HP (245 KW) 4DRIVE DSG 7 START/STOP<br>CUPRA FORMENTOR |                                    |
|--|------------------------------------|
| Cylinder/Valve (Total)   | 4 / 16                             |
| Displacement (cc)  | 1,984                              |
| Cylinder bore and stroke (mm)                                      | 82.5 / 92.8                        |
| Compression ratio  | 9.3                                |
| Maximum power (kW (PS)/rpm)  | 245 (333) / 5,600 - 6,500          |
| Maximum torque (Nm/rpm)  | 420 / 2,100 - 5,500                |
| Fuel supply system   | TSI Direct Injection               |
| Ignition   | Electronic map-controlled ignition |
| Atmospheric/Supercharged   | Turbo charged                      |
| Fuel type  | ROZ 98                             |
| Oil capacity in initial fill (l)                                   | 6.6                                |
| Alternator (A)   | 140A (8GU)                         |
| Battery (Ah/A)   | 70-68 / 420-380                    |

## PERFORMANCE

| 2.0 TSI 333 HP (245 KW) 4DRIVE DSG 7 START/STOP<br>CUPRA FORMENTOR |           |
|--|-----------|
| Maximum speed [km/h (gear)]  | 250 (6.G) |
| Acceleration 0-100 km/h (s)  | 4.8       |

## FUEL CONSUMPTION

|                               |           |
|-------------------------------|-----------|
| Combined WLTP Range (l/100km) | 8.7 - 9.1 |
|-------------------------------|-----------|

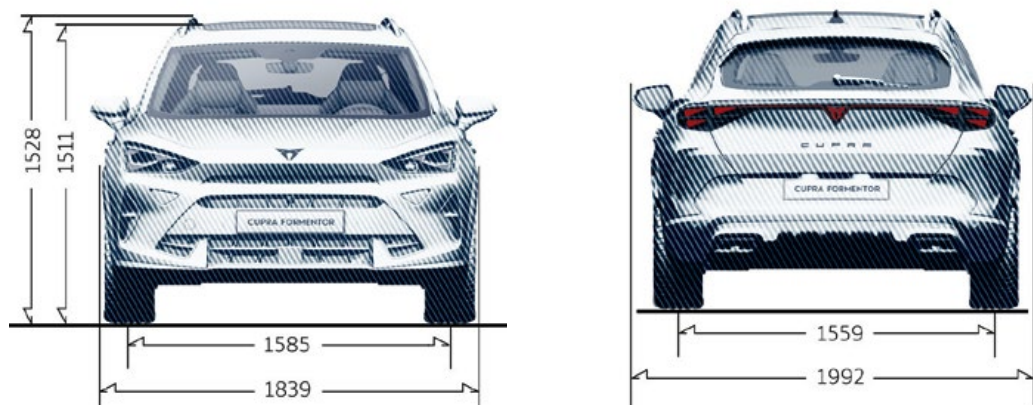
## MASS EMISSION

|  |           |
|--|-----------|
| CO <sub>2</sub> Combined WLTP Range (g/km) | 196 - 207 |
|--|-----------|





2025



CHASSIS

| 2.0 TSI 333 HP (245 KW) 4DRIVE DSG 7 START/STOP<br>CUPRA FORMENTOR |  |
|--|--|
| Front suspension   | Independent type McPherson - coil springs - hydraulic shock absorber |
| Rear suspension  | Multilink axle, coil springs and hydraulic shock absorber            |

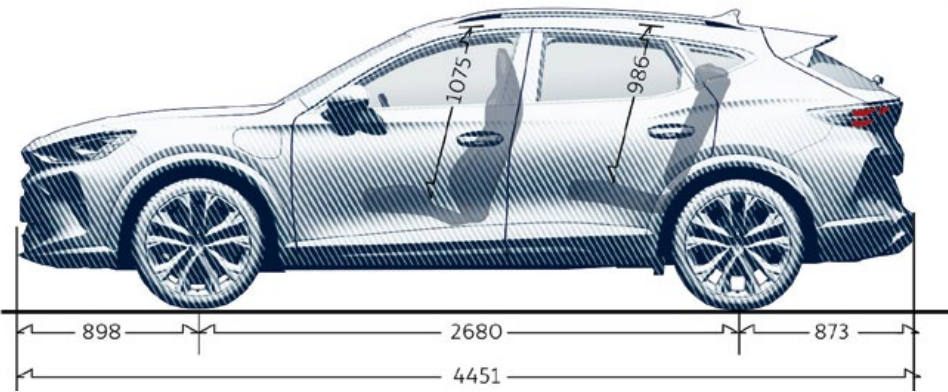
STEERING

|                             |                            |
|-----------------------------|----------------------------|
| Steering system             | R-EPS Progressive steering |
| Turning Circle Diameter (m) | 11.0                       |

BRAKES

|                           |   |
|---------------------------|---|
| Brake system              | Dual hydraulic circuit and brake system diagonal split with brake booster |
| Front and rear brake type | Front ventilated disc brakes and rear solid disc brakes                   |
| Front brakes (mm)         | 357×34 (375×36 with Performance Brakes)                                   |
| Rear brakes (mm)          | 310×22  |

ENGINE SPECS

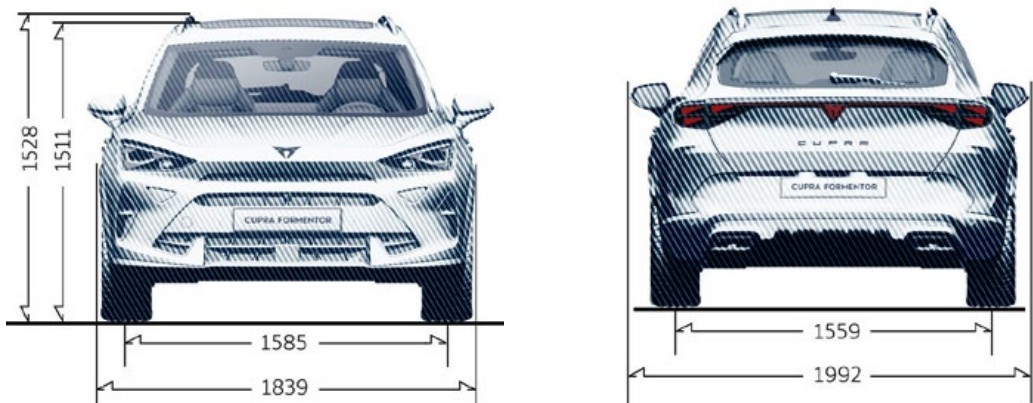


WHEELS

| 2.0 TSI 333 HP (245 KW) 4DRIVE DSG 7 START/STOP<br>CUPRA FORMENTOR |                         |
|--|-------------------------|
| Rims   | 8J×18 ET40 / 8J×19 ET40 |
| Tyres  | 245/45 R18 / 245/40 R19 |

The dimensions in the illustration indicate the minimum and maximum measurements of the vehicle. Dimensions vary depending on engine type.

Our global range of cars and product specifications varies from country to country. Please, visit your local CUPRA website to know more about the product offer available for you.



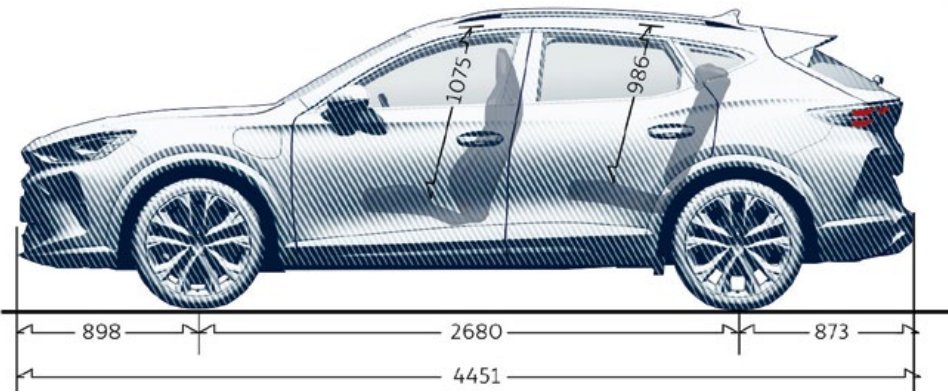
PACKAGE (IN RUNING WITHOUT DRIVER)

| 2.0 TSI 333 HP (245 KW) 4DRIVE DSG 7 START/STOP CUPRA FORMENTOR |                       |
|---|-----------------------|
| Body Type   | 5D SUV                |
| Length/width/height (mm)  | 4,451 / 1,839 / 1,505 |
| Wheelbase (mm)  | 2,681                 |
| Front/Rear track (mm)   | 1,587 / 1,561         |
| Boot capacity (l)   | 420                   |
| Fuel tank capacity (l)  | 55                    |

The dimensions in the illustration indicate the minimum and maximum measurements of the vehicle. Dimensions vary depending on engine type.

Our global range of cars and product specifications varies from country to country. Please, visit your local CUPRA website to know more about the product offer available for you.

ENGINE SPECS



WEIGHTS

| 2.0 TSI 333 HP (245 KW) 4DRIVE DSG 7 START/STOP CUPRA FORMENTOR |           |
|---|-----------|
| In running order with driver (kg)                               | 1,634     |
| In running order with driver (kg) Front/Rear                    | 977 / 657 |
| Maximum weight allowed (kg)                                     | 2.160     |
| Max. towing weight without brake (kg) (*)                       | 750       |
| Max. towing weight with brake 8% (kg)                           | 1,900     |
| Max. Towing weight with brake 12% (kg)                          | 1,700     |





# ENGINE SPECS

ENGINE SPECS

## PETROL ENGINE

| 2.0 TSI 265 HP (195 KW) DSG 7-SPEED START/STOP<br>CUPRA FORMENTOR |                                    |
|---|------------------------------------|
| Cylinder/Valve (Total)  | 4 / 16                             |
| Displacement (cc)   | 1984                               |
| Cylinder bore and stroke (mm)                                     | 82,5 / 92,8                        |
| Compression ratio   | 9,6                                |
| Maximum power (kW (PS)/rpm)                                       | 195 (265) / 5250 - 6500            |
| Maximum torque (Nm/rpm)   | 370 / 1600 - 4500                  |
| Fuel supply system  | TSI Direct Injection               |
| Ignition  | Electronic map-controlled ignition |
| Atmospheric/Supercharged  | Turbo charged                      |
| Fuel type   | ROZ 95                             |
| Oil capacity in initial fill (l)                                  | 6,6                                |
| Alternator (A)  | 140A (8GU)                         |
| Battery (Ah/A)  | 70 - 68 / 420-380                  |

## PERFORMANCE

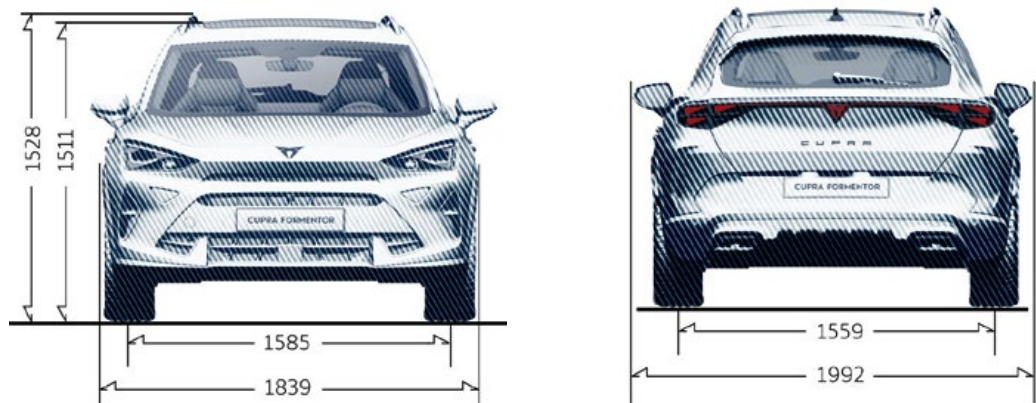
| 2.0 TSI 265 HP (195 KW) DSG 7-SPEED START/STOP<br>CUPRA FORMENTOR |           |
|---|-----------|
| Maximum speed [km/h (gear)]                                       | 245 (5.G) |
| Acceleration 0-100 km/h (s)                                       | 6.5       |

## FUEL CONSUMPTION

|                               |         |
|-------------------------------|---------|
| Combined WLTP Range (l/100km) | 7.8-8.1 |
|-------------------------------|---------|

## MASS EMISSION

|  |           |
|--|-----------|
| CO <sub>2</sub> Combined WLTP Range (g/km) | 176 - 184 |
|--|-----------|



CHASSIS

| 2.0 TSI 265 HP (195 KW) DSG 7-SPEED START/STOP<br>CUPRA FORMENTOR |  |
|---|--|
| Front suspension  | Independent type McPherson - coil springs - hydraulic shock absorber |
| Rear suspension   | Multilink axle, coil springs and hydraulic shock absorber            |

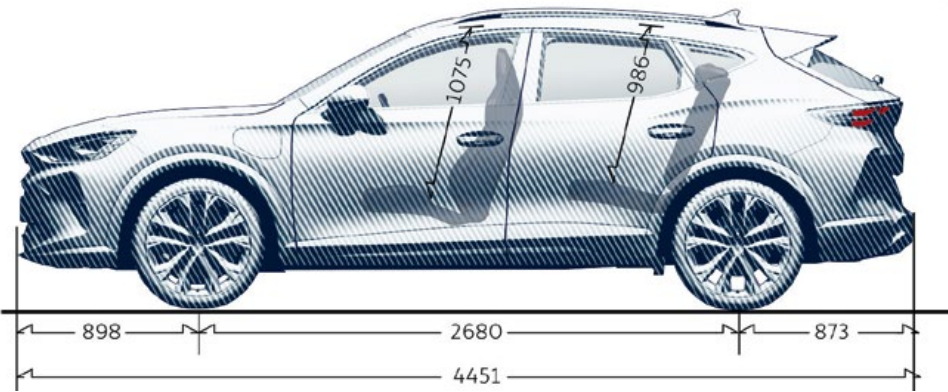
STEERING

|                             |                            |
|-----------------------------|----------------------------|
| Steering system             | R-EPS Progressive steering |
| Turning Circle Diameter (m) | 11.0                       |

BRAKES

|                           |   |
|---------------------------|---|
| Brake system              | Dual hydraulic circuit and brake system diagonal split with brake booster |
| Front and rear brake type | Front ventilated disc brakes and rear solid disc brakes                   |
| Front brakes (mm)         | 340×30  |
| Rear brakes (mm)          | 310×22  |

ENGINE SPECS



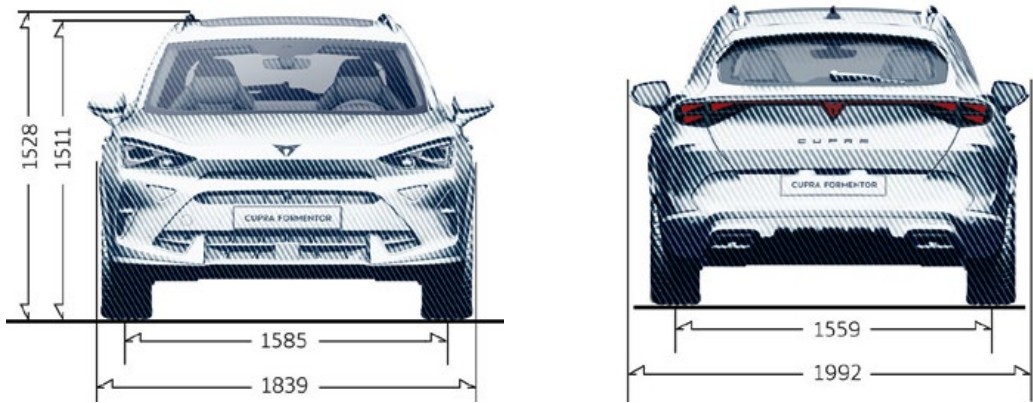
WHEELS

| 2.0 TSI 265 HP (195 KW) DSG 7-SPEED START/STOP<br>CUPRA FORMENTOR |                        |
|---|------------------------|
| Rims  | 8J×18 ET40; 8J×19 ET40 |
| Tyres   | 245/45 R18; 245/40 R19 |

The dimensions in the illustration indicate the minimum and maximum measurements of the vehicle. Dimensions vary depending on engine type.

Our global range of cars and product specifications varies from country to country. Please, visit your local CUPRA website to know more about the product offer available for you.





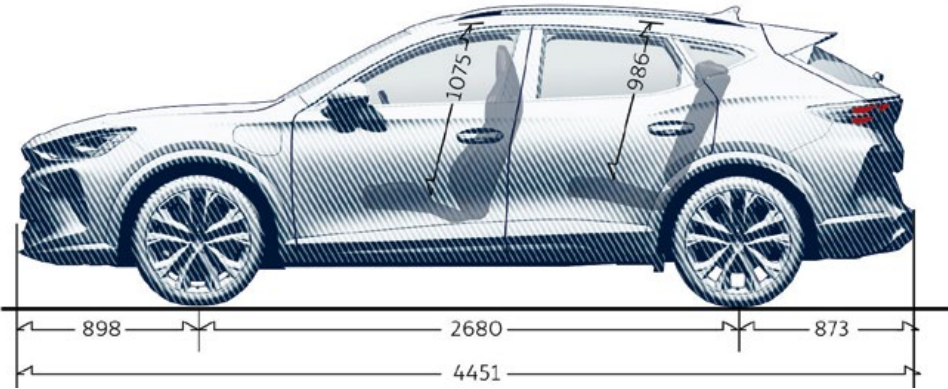
PACKAGE (IN RUNING WITHOUT DRIVER)

| 2.0 TSI 265 HP (195 KW) DSG 7-SPEED START/STOP CUPRA FORMENTOR |                    |
|--|--------------------|
| Body Type  | 5D SUV             |
| Length/width/height (mm)                                       | 4451 / 1839 / 1511 |
| Wheelbase (mm)   | 2680               |
| Front/Rear track (mm)  | 1585 / 1559        |
| Boot capacity (l)  | 450                |
| Fuel tank capacity (l)   | 50                 |

The dimensions in the illustration indicate the minimum and maximum measurements of the vehicle. Dimensions vary depending on engine type.

Our global range of cars and product specifications varies from country to country. Please, visit your local CUPRA website to know more about the product offer available for you.

ENGINE SPECS



WEIGHTS

| 2.0 TSI 265 HP (195 KW) DSG 7-SPEED START/STOP CUPRA FORMENTOR |           |
|--|-----------|
| In running order with driver (kg)                              | 1540      |
| In running order with driver (kg) Front/Rear                   | 942 / 598 |
| Maximum weight allowed (kg)                                    | 2060      |
| Max. towing weight without brake (kg) (*)                      | 750       |
| Max. towing weight with brake 8% (kg)                          | 1800      |
| Max. Towing weight with brake 12% (kg)                         | 1600      |



# ENGINE SPECS

ENGINE SPECS

## PETROL ENGINE

| 2.5 TSI 287 KW (390 HP) 4DRIVE 7-SPEED START/STOP<br>CUPRA FORMENTOR |                                    |
|--|------------------------------------|
| Cylinder/Valve (Total)   | 5 / 20                             |
| Displacement (cc)  | 2480                               |
| Cylinder bore and stroke (mm)  | 82,5 / 92,8                        |
| Compression ratio  | 10                                 |
| Maximum power (kW (PS)/rpm)  | 287 (390) / 5700 - 7000            |
| Maximum torque (Nm/rpm)  | 480 / 2250 - 5700                  |
| Fuel supply system   | TFSI Direct Injection              |
| Ignition   | Electronic map-controlled ignition |
| Atmospheric/Supercharged   | Turbo charged                      |
| Fuel type  | ROZ 98                             |
| Oil capacity in initial fill (l)                                     | 8.3                                |
| Alternator (A)   | 180A (8GV)                         |
| Battery (Ah/A)   | 75 / 420                           |

## PERFORMANCE

| 2.5 TSI 287 KW (390 HP) 4DRIVE 7-SPEED START/STOP<br>CUPRA FORMENTOR |           |
|--|-----------|
| Maximum speed [km/h (gear)]  | 280 (6.G) |
| Acceleration 0-100 km/h (s)  | 4.2       |

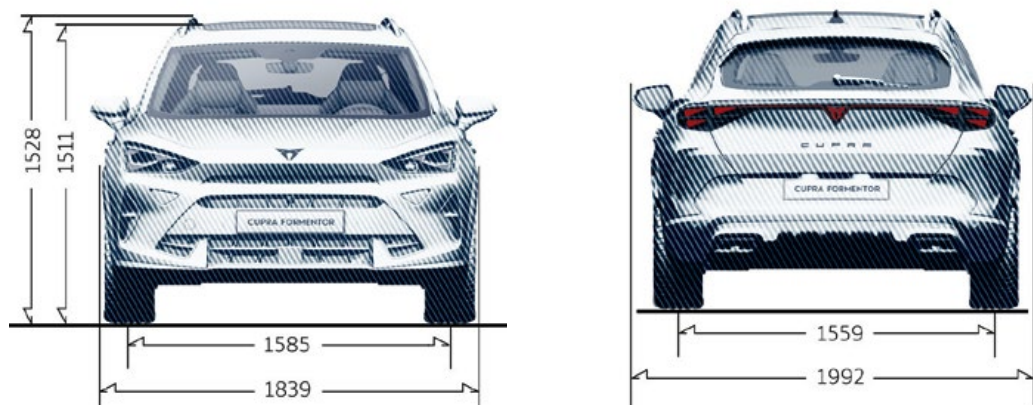
## FUEL CONSUMPTION

|                               |             |
|-------------------------------|-------------|
| Combined WLTP Range (l/100km) | 10.1 - 10.2 |
|-------------------------------|-------------|

## MASS EMISSION

|  |           |
|--|-----------|
| CO <sub>2</sub> Combined WLTP Range (g/km) | 229 - 231 |
|--|-----------|





## CHASSIS

| 2.5 TSI 287 KW (390 HP) 4DRIVE 7-SPEED START/STOP<br>CUPRA FORMENTOR |  |
|--|--|
| Front suspension   | Independent type McPherson - coil springs - hydraulic shock absorber |
| Rear suspension  | Multilink axle, coil springs and hydraulic shock absorber            |

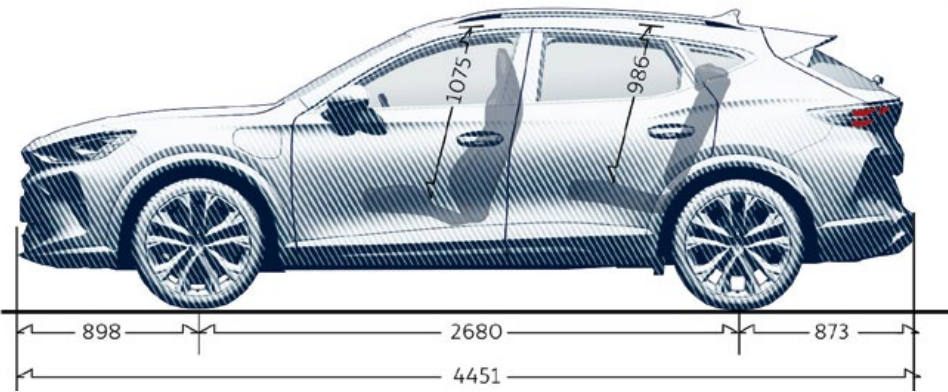
## STEERING

|                             |  |
|-----------------------------|--|
| Steering system             | R-EPS (Rack Electric Power System); Progressive steering |
| Turning Circle Diameter (m) | 11.0   |

## BRAKES

|                           |   |
|---------------------------|---|
| Brake system              | Dual hydraulic circuit and brake system diagonal split with brake booster |
| Front and rear brake type | Front and rear ventilated disc brakes                                     |
| Front brakes (mm)         | 357×34  |
| Rear brakes (mm)          | 310×22  |

## ENGINE SPECS

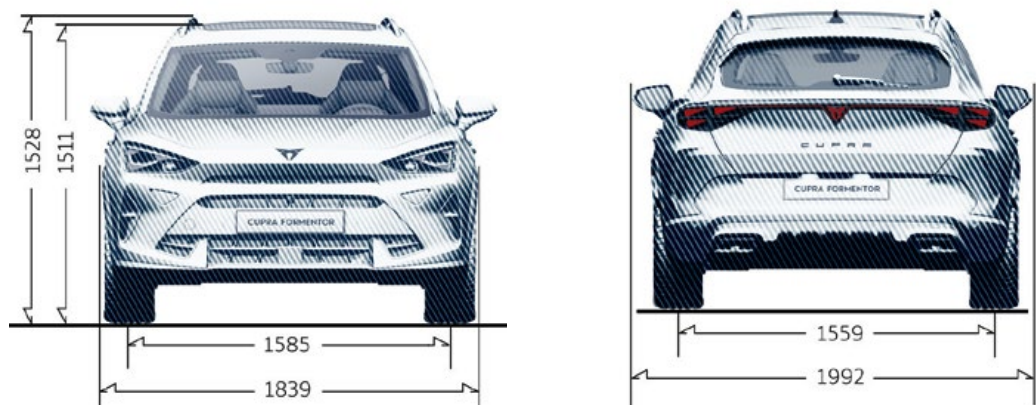


## WHEELS

| 2.5 TSI 287 KW (390 HP) 4DRIVE 7-SPEED START/STOP<br>CUPRA FORMENTOR |              |
|--|--------------|
| Rims   | 8.5J×20 ET40 |
| Tyres  | 255/35 R20   |



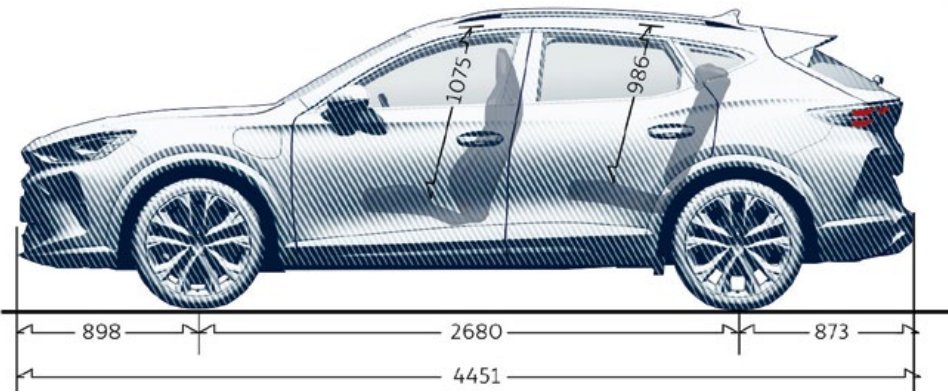
2025



PACKAGE (IN RUNING WITHOUT DRIVER)

| 2.5 TSI 287 KW (390 HP) 4DRIVE 7-SPEED START/STOP CUPRA FORMENTOR |                    |
|---|--------------------|
| Body Type   | 5D SUV             |
| Length/width/height (mm)  | 4484 / 1852 / 1505 |
| Wheelbase (mm)  | 2681               |
| Front/Rear track (mm)   | 1587 / 1561        |
| Boot capacity (l)   | 410                |
| Fuel tank capacity (l)  | 55                 |

ENGINE SPECS



WEIGHTS

| 2.5 TSI 287 KW (390 HP) 4DRIVE 7-SPEED START/STOP CUPRA FORMENTOR |           |
|---|-----------|
| In running order with driver (kg)                                 | 1701      |
| In running order with driver (kg) Front/Rear                      | 979 / 722 |
| Maximum weight allowed (kg)                                       | 2140      |
| Max. towing weight without brake (kg) (*)                         | -         |
| Max. towing weight with brake 8% (kg)                             | -         |
| Max. Towing weight with brake 12% (kg)                            | -         |





# ENGINE SPECS

ENGINE SPECS

## DIESEL ENGINE

| 2.0 TDI EVO 150 HP (110 KW) DSG7-SPEED START/STOP<br>CUPRA FORMENTOR |                               |
|--|-------------------------------|
| Cylinder/Valve (Total)   | 4 / 16                        |
| Displacement (cc)  | 1,968                         |
| Cylinder bore and stroke (mm)  | 81.0 / 95.5                   |
| Compression ratio  | 16.0                          |
| Maximum power (kW (PS)/rpm)  | 110 (150) / 3,000 - 4,200     |
| Maximum torque (Nm/rpm)  | 360/ 1,600- 2,750             |
| Fuel supply system   | Direct Injection: Common Rail |
| Ignition   | Compressed Ignition           |
| Atmospheric/Supercharged   | Turbo charged                 |
| Fuel type  | DIESEL                        |
| Oil capacity in initial fill (l)                                     | 6                             |
| Alternator (A)   | 140A(8GU)                     |
| Battery (Ah/A)   | 70 - 68 /420 - 380            |

## PERFORMANCE

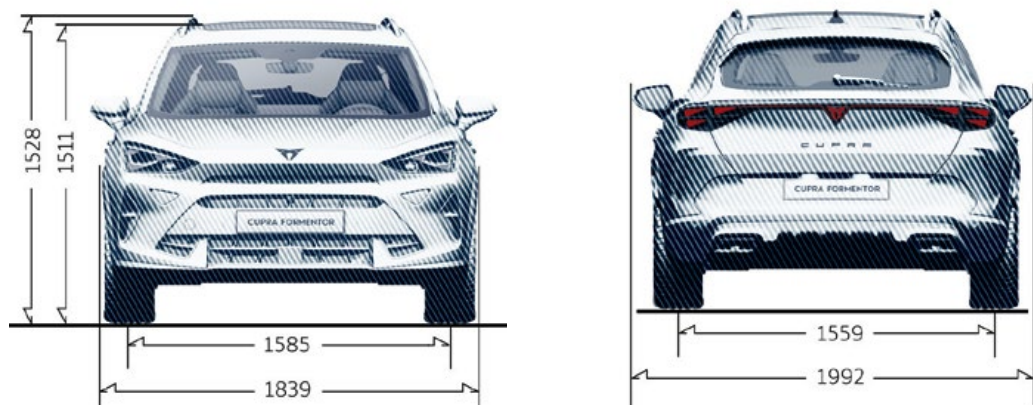
| 2.0 TDI EVO 150 HP (110 KW) DSG7-SPEED START/STOP<br>CUPRA FORMENTOR |           |
|--|-----------|
| Maximum speed [km/h (gear)]  | 205 (6.G) |
| Acceleration 0-100 km/h (s)  | 9.0       |

## FUEL CONSUMPTION

|                               |           |
|-------------------------------|-----------|
| Combined WLTP Range (l/100km) | 5.1 - 5.5 |
|-------------------------------|-----------|

## MASS EMISSION

|  |           |
|--|-----------|
| CO <sub>2</sub> Combined WLTP Range (g/km) | 133 - 144 |
|--|-----------|



CHASSIS

| 2.0 TDI EVO 150 HP (110 KW) DSG7-SPEED START/STOP<br>CUPRA FORMENTOR |  |
|--|--|
| Front suspension   | Independent type McPherson - coil springs - hydraulic shock absorber |
| Rear suspension  | Multilink axle, coil springs and hydraulic shock absorber            |

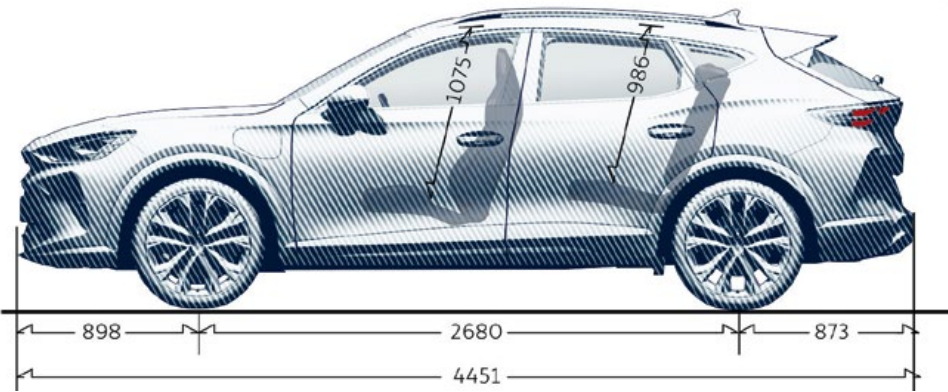
STEERING

|                             |                            |
|-----------------------------|----------------------------|
| Steering system             | R-EPS Progressive steering |
| Turning Circle Diameter (m) | 11.0                       |

BRAKES

|                           |   |
|---------------------------|---|
| Brake system              | Dual hydraulic circuit and brake system diagonal split with brake booster |
| Front and rear brake type | Front ventilated disc brakes and rear solid disc brakes                   |
| Front brakes (mm)         | 306×26  |
| Rear brakes (mm)          | 272×10  |

ENGINE SPECS



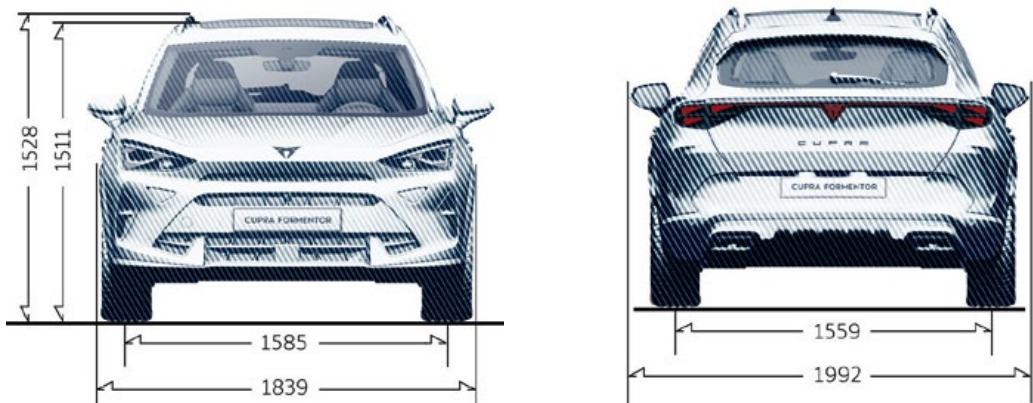
WHEELS

| 2.0 TDI EVO 150 HP (110 KW) DSG7-SPEED START/STOP<br>CUPRA FORMENTOR |                         |
|--|-------------------------|
| Rims   | 8J×18 ET40 / 8J×19 ET40 |
| Tyres  | 245/45 R18 / 245/40 R19 |

The dimensions in the illustration indicate the minimum and maximum measurements of the vehicle. Dimensions vary depending on engine type.

Our global range of cars and product specifications varies from country to country. Please, visit your local CUPRA website to know more about the product offer available for you.





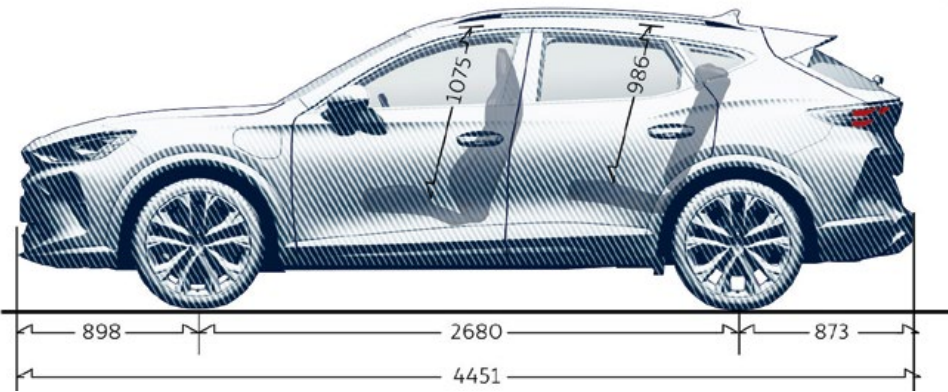
PACKAGE (IN RUNING WITHOUT DRIVER)

| 2.0 TDI EVO 150 HP (110 KW) DSG7-SPEED START/STOP CUPRA FORMENTOR |                       |
|---|-----------------------|
| Body Type   | 5D SUV                |
| Length/width/height (mm)  | 4,451 / 1,839 / 1,520 |
| Wheelbase (mm)  | 2,679                 |
| Front/Rear track (mm)   | 1,583 / 1,555         |
| Boot capacity (l)   | 450                   |
| Fuel tank capacity (l)  | 50                    |

The dimensions in the illustration indicate the minimum and maximum measurements of the vehicle. Dimensions vary depending on engine type.

Our global range of cars and product specifications varies from country to country. Please, visit your local CUPRA website to know more about the product offer available for you.

ENGINE SPECS



WEIGHTS

| 2.0 TDI EVO 150 HP (110 KW) DSG7-SPEED START/STOP CUPRA FORMENTOR |           |
|---|-----------|
| In running order with driver (kg)                                 | 1,541     |
| In running order with driver (kg) Front/Rear                      | 944 / 597 |
| Maximum weight allowed (kg)                                       | 2,060     |
| Max. towing weight without brake (kg) (*)                         | 750       |
| Max. towing weight with brake 8% (kg)                             | 1,800     |
| Max. Towing weight with brake 12% (kg)                            | 1,600     |



# ENGINE SPECS

## e-HYBRID ENGINE

| 1.5 e-HYBRID 150 KW 6-SPEED DSG TRANSMISSION<br>CUPRA FORMENTOR |                                    |
|---|------------------------------------|
| Cylinder/Valve (Total)  | 4 / 16                             |
| Displacement (cc)   | 1,498                              |
| Cylinder bore and stroke (mm)                                   | 74.5 / 85.9                        |
| Compression ratio   | 11.5                               |
| Maximum power (kW (HP)/rpm)                                     | 110 (150) / 5,000 - 6,000          |
| Maximum torque (Nm/rpm)   | 250/ 1,500 - 4,000                 |
| Fuel supply system  | TSI Direct Injection               |
| Ignition  | Electronic map-controlled ignition |
| Atmospheric/Supercharged  | Turbo charged                      |
| Fuel type   | ROZ 95                             |
| Oil capacity in initial fill (l)                                | 4.8                                |
| Alternator (A)  | NA                                 |
| Battery (Ah/A)  | 59 / 380                           |

# ENGINE SPECS

## ELECTRIC ENGINE / CHARGING SYSTEM

| 1.5 e-HYBRID 150 KW 6-SPEED DSG TRANSMISSION<br>CUPRA FORMENTOR |          |
|---|----------|
| Max. power (kW (PS))  | 85 (116) |
| Max. torque (Nm)  | 330Nm    |
| Battery type  | NMC      |
| Number of cells   | 96       |
| Nominal Pack Voltage (V)  | 353      |
| Maximal Pack Voltage (V)  | 408      |
| Battery capacity (kWh)  | 25,8     |
| Charging time AC 11 kW 0-100% SoC (min)                         | 150      |
| Charging time DC up to 50 kW 10-80% SoC (min)                   | 26       |

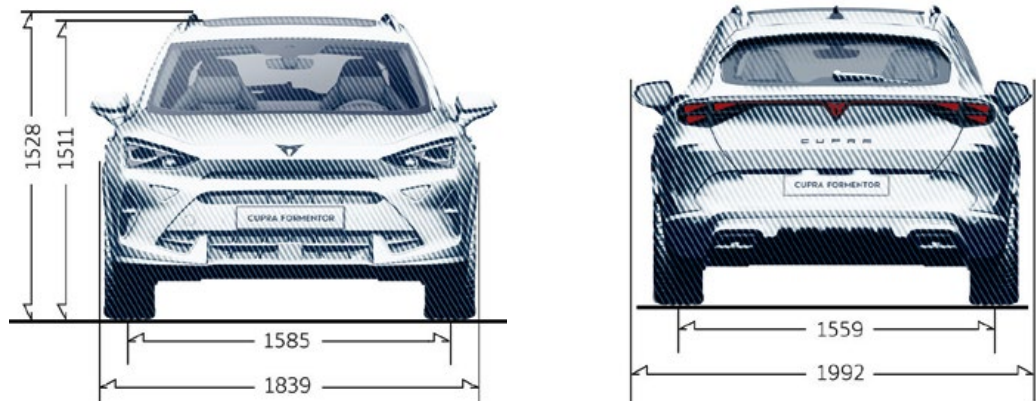
## SYSTEM

|                      |           |
|----------------------|-----------|
| Max. power (kW (PS)) | 150 (204) |
| Max. torque (Nm)     | 350       |

## PERFORMANCE

|   |           |
|---|-----------|
| Maximum speed [km/h]                            | 210 (5.G) |
| Acceleration 0-80 km/h (s)                      | 5.7       |
| Acceleration 0-100 km/h (s)                     | 7.9       |
| Acceleration 80-120 km/h (s) in max. speed gear | 9.2       |
| Acceleration 0-1000 m (s)                       | 28.8      |





FUEL CONSUMPTION

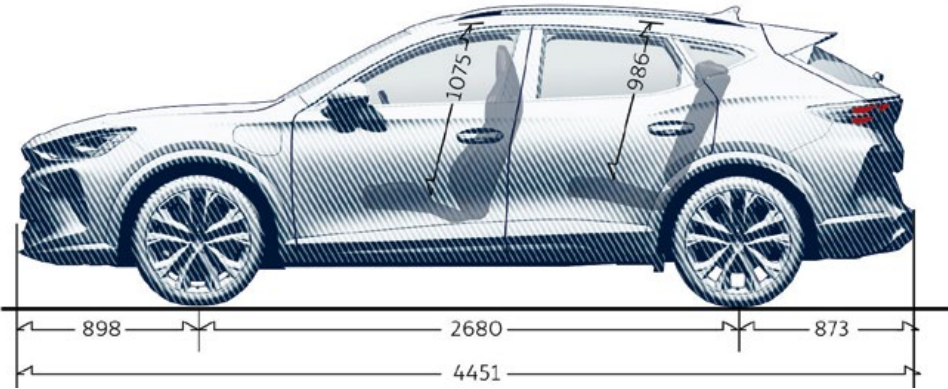
1.5 e-HYBRID 150 KW 6-SPEED DSG TRANSMISSION  
CUPRA FORMENTOR

|  |           |
|--|-----------|
| Charge sustaining mode WLTP Range (l/100 km) | 5.2 - 5.6 |
| Combined WLTP Range (l/100km)                | 1.4 - 1.6 |

ELECTRIC CONSUMPTION

|  |             |
|--|-------------|
| Electric consumption combined WLTP (kWh/100km) | 13.2 - 13.9 |
| Electric range WLTP (km)                       | 126 - 117   |
| Total range WLTP (km)                          | 860-800     |

ENGINE SPECS



CHASSIS

1.5 e-HYBRID 150 KW 6-SPEED DSG TRANSMISSION  
CUPRA FORMENTOR

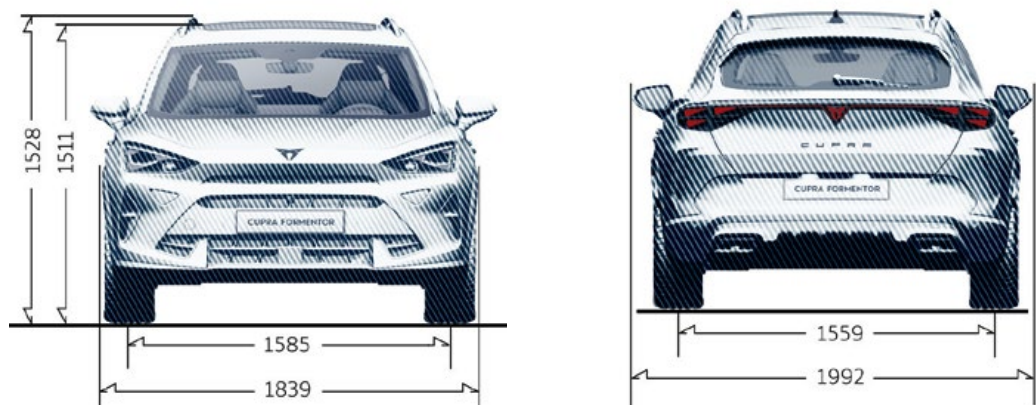
|                           |   |
|---------------------------|---|
| Front suspension          | Independent type McPherson - coil springs - hydraulic shock absorber      |
| Rear suspension           | Multilink axle, coil springs and hydraulic shock absorber                 |
| Steering System           | R-EPS Progressive steering  |
| Turning diameter (m)      | 11.0  |
| Brake system              | Dual hydraulic circuit and brake system diagonal split with brake booster |
| Front and rear brake type | Front and rear ventilated disc brakes                                     |
| Front brakes (mm)         | 340×30 (370×32 with Performance Brakes)                                   |
| Rear brakes (mm)          | 310×22  |

WHEELS

|       |                         |
|-------|-------------------------|
| Rims  | 8J×18 ET40 / 8J×19 ET40 |
| Tyres | 245/45 R18 / 245/40 R19 |



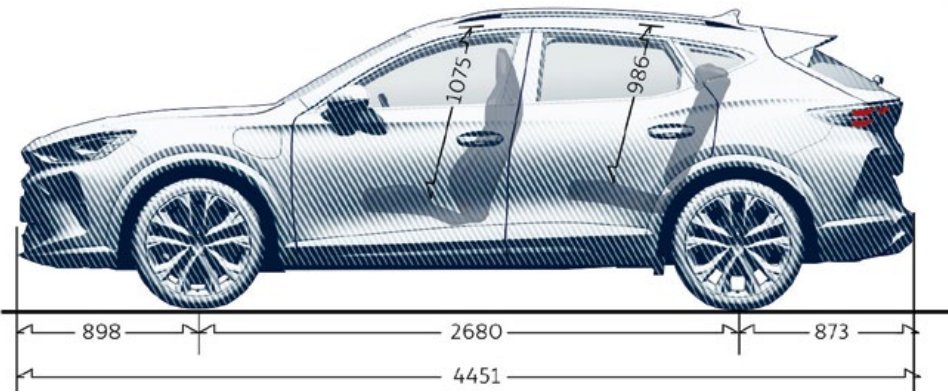
2025



PACKAGE (IN RUNING WITHOUT DRIVER)

| 1.5 e-HYBRID 150 KW 6-SPEED DSG TRANSMISSION<br>CUPRA FORMENTOR |                       |
|---|-----------------------|
| Body Type   | 5D SUV                |
| Length/width/height (mm)  | 4,451 / 1,839 / 1,508 |
| Wheelbase (mm)  | 2,681                 |
| Front/Rear track (mm)   | 1,585 / 1,558         |
| Boot capacity (l)   | 345                   |
| Fuel tank capacity (l)  | 40                    |

ENGINE SPECS



WEIGHTS

| 1.5 e-HYBRID 150 KW 6-SPEED DSG TRANSMISSION<br>CUPRA FORMENTOR |           |
|---|-----------|
| In running order with driver (kg)                               | 1.717     |
| In running order with driver (kg) Front/Rear                    | 949 / 768 |
| Maximum weight allowed (kg)                                     | 2.190     |
| Maximum towing weight without brake (kg)                        | 750       |
| Maximum towing weight w/brake 8% (kg)                           | 1.700     |
| Maximum towing weight w/brake 12% (kg)                          | 1.700     |





# ENGINE SPECS

## e-HYBRID ENGINE

| 1.5 e-HYBRID 200 KW 6-SPEED DSG TRANSMISSION<br>CUPRA FORMENTOR |                                    |
|---|------------------------------------|
| Cylinder/Valve (Total)  | 4 / 16                             |
| Displacement (cc)   | 1.498                              |
| Cylinder bore and stroke (mm)                                   | 74.5 / 85.9                        |
| Compression ratio   | 11.5                               |
| Maximum power (kW (HP)/rpm)                                     | 130 (177) / 5,500 - 6,000          |
| Maximum torque (Nm/rpm)   | 250/ 1,500 - 4,000                 |
| Fuel supply system  | TSI Direct Injection               |
| Ignition  | Electronic map-controlled ignition |
| Atmospheric/Supercharged  | Turbo charged                      |
| Fuel type   | ROZ 95                             |
| Oil capacity in initial fill (l)                                | 4.8                                |
| Alternator (A)  | NA                                 |
| Battery (Ah/A)  | 59 / 380                           |

# ENGINE SPECS

## ELECTRIC ENGINE / CHARGING SYSTEM

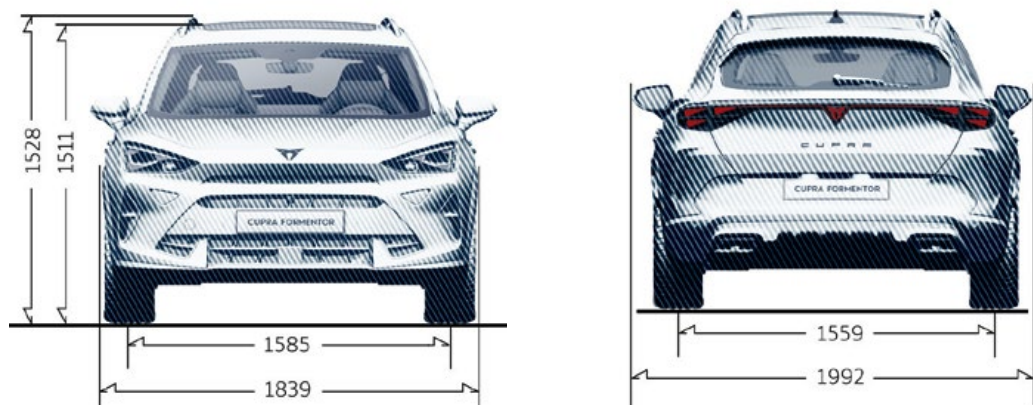
| 1.5 e-HYBRID 200 KW 6-SPEED DSG TRANSMISSION<br>CUPRA FORMENTOR |          |
|---|----------|
| Max. power (kW (PS))  | 85 (116) |
| Max. torque (Nm)  | 330Nm    |
| Battery type  | NMC      |
| Number of cells   | 96       |
| Nominal Pack Voltage (V)  | 353      |
| Maximal Pack Voltage (V)  | 408      |
| Battery capacity (kWh)  | 25,8     |
| Charging time AC 11 kW 0-100% SoC (min)                         | 150      |
| Charging time DC up to 50 kW 10-80% SoC (min)                   | 26       |

## SYSTEM

|                      |           |
|----------------------|-----------|
| Max. power (kW (PS)) | 200 (272) |
| Max. torque (Nm)     | 400       |

## PERFORMANCE

|   |           |
|---|-----------|
| Maximum speed [km/h]                            | 220 (5.G) |
| Acceleration 0-80 km/h (s)                      | 5.3       |
| Acceleration 0-100 km/h (s)                     | 7.2       |
| Acceleration 80-120 km/h (s) in max. speed gear | 8.0       |
| Acceleration 0-1000 m (s)                       | 28.1      |



FUEL CONSUMPTION

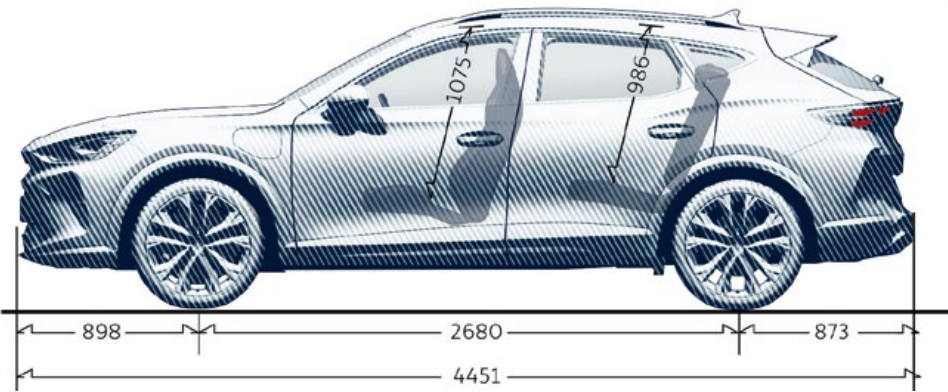
1.5 e-HYBRID 200 KW 6-SPEED DSG TRANSMISSION  
CUPRA FORMENTOR

|  |           |
|--|-----------|
| Charge sustaining mode WLTP Range (l/100 km) | 5.6 - 6.0 |
| Combined WLTP Range (l/100km)                | 1.6 - 1.8 |

ELECTRIC CONSUMPTION

|  |             |
|--|-------------|
| Electric consumption combined WLTP (kWh/100km) | 13.5 - 14.4 |
| Electric range WLTP (km)                       | 117 - 110   |
| Total range WLTP (km)                          | 830 - 760   |

ENGINE SPECS



CHASSIS

1.5 e-HYBRID 200 KW 6-SPEED DSG TRANSMISSION  
CUPRA FORMENTOR

|                           |   |
|---------------------------|---|
| Front suspension          | Independent type McPherson - coil springs - hydraulic shock absorber      |
| Rear suspension           | Multilink axle, coil springs and hydraulic shock absorber                 |
| Steering System           | R-EPS Progressive steering  |
| Turning diameter (m)      | 11.0  |
| Brake system              | Dual hydraulic circuit and brake system diagonal split with brake booster |
| Front and rear brake type | Front and rear ventilated disc brakes                                     |
| Front brakes (mm)         | 340×30 (370×32 with Performance Brakes)                                   |
| Rear brakes (mm)          | 340×30 (370×32 with Performance Brakes)                                   |

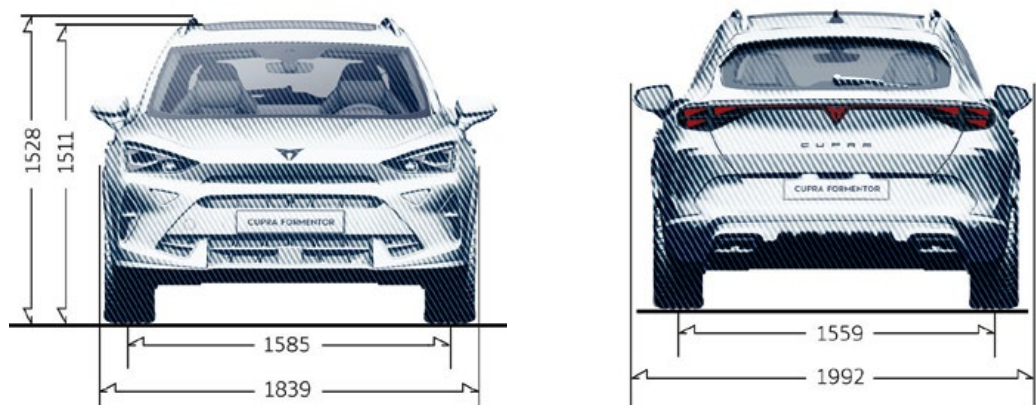
WHEELS

|       |                         |
|-------|-------------------------|
| Rims  | 8J×18 ET40 / 8J×19 ET40 |
| Tyres | 245/45 R18 / 245/40 R19 |

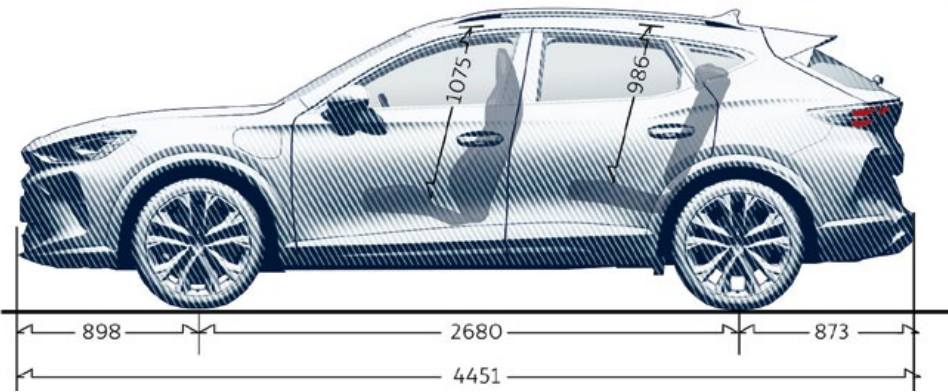




2025



ENGINE SPECS



PACKAGE (IN RUNING WITHOUT DRIVER)

| 1.5 e-HYBRID 200 KW 6-SPEED DSG TRANSMISSION<br>CUPRA FORMENTOR |                       |
|---|-----------------------|
| Body Type   | 5D SUV                |
| Length/width/height (mm)  | 4,451 / 1,839 / 1,537 |
| Wheelbase (mm)  | 2,679                 |
| Front/Rear track (mm)   | 1,583 / 1,555         |
| Boot capacity (l)   | 345                   |
| Fuel tank capacity (l)  | 40                    |

WEIGHTS

| 1.5 e-HYBRID 200 KW 6-SPEED DSG TRANSMISSION<br>CUPRA FORMENTOR |           |
|---|-----------|
| In running order with driver (kg)                               | 1.742     |
| In running order with driver (kg) Front/Rear                    | 960 / 782 |
| Maximum weight allowed (kg)                                     | 2.200     |
| Maximum towing weight without brake (kg)                        | 750       |
| Maximum towing weight w/brake 8% (kg)                           | 1.700     |
| Maximum towing weight w/brake 12% (kg)                          | 1.700     |



CUPRA is committed to a policy of continuous product development and reserves the right to make changes to specifications, colours and prices without notice. The information in this brochure can therefore be given as guidance only. While CUPRA makes every effort to ensure that specifications are accurate at the time of publication, you should always check with your authorised CUPRA Partner for the latest information. Due to limitations of the printing process the colours reproduced in this brochure may vary slightly from the actual paint colour and material — 01/2026.

Printed in Spain.